

In it for farmers **In it for good**



2023 sustainability performance highlights

At Corteva, our purpose is to enrich the lives of those who produce and those who consume, ensuring progress for generations to come.

Our broad portfolio of seed and crop protection technologies is helping farmers around the world meet the increasing demands for food, feed, fuel, and fiber, while safeguarding the land and supporting their livelihoods.

- 1 Excludes Corteva biologicals. Learn more.
- 2 Greenhouse gas emissions data and net sales for the period ended December 31, 2023 utilized in the intensity calculation excludes the impact from the biologicals acquisitions.

100%

of newly-developed Corteva solutions in our pipeline meet our sustainability criteria

4.2M

acres supported with biodiversity and outcomes aligned to regenerative agriculture since 2021

25%

percentage of net crop protection revenue from new, sustainably-advantaged products¹

\$2B

spend with diverse suppliers and small businesses

↓21%

Scope 1 and 2 emissions intensity reduction²

(2023 vs 2020 MT CO₂e/\$ net sales)

↓6%

Scope 1 and 2 absolute emissions reduction

(2023 vs 2020 Co₂e)

A message from our leadership



Our roots as a technology leader date back more than two centuries. Through scientific advancement, we have helped solve some of farmers' – and our planet's – toughest problems. And, in the process, helped to provide food, feed, fuel, and fiber for our growing world.

Like the farmers we serve, sustainability is a core part of our strategy, our business, and how we think about the future of both. Helping farmers weather the intertwined challenges of population growth, changes in our climate, and regulatory and pest pressures has never been more urgent or important.

That's one reason why we invest nearly \$4 million every day in research and development. As we look to the future, we are excited to use this investment to also further our, and our customers', sustainability goals.

One example is gene editing. This transformational technology is a natural extension of plant

breeding that uses the plant's own DNA to develop new seeds that fight disease, increase yield potential, and adapt to changing environments.

Gene editing allows us to develop the solutions that farmers need faster, more efficiently, and more precisely than ever before. Also, we have made it accessible to others, including academics and start-ups, so that we can all contribute to advancing this technology. We are proud to be working to make the promise of gene editing a reality.

In fact, our entire pipeline and product portfolio are strategically designed to strengthen food security and support a transition to renewable fuels while helping farmers maximize productivity and respond to changing conditions in their fields.

In 2023, we completed the acquisition of two biological plant health companies, making us a global leader in biologicals, a group of diverse technologies of natural origin that help farmers optimize crop potential in organic and conventional production systems alike.

In addition, we hit several milestones:

- Achieved our goal of having 100% of newly developed solutions in our pipeline meet our stringent sustainability criteria
- Supported biodiversity and outcomes aligned to regenerative agriculture on 4.2 million acres since 2021
- Achieved a 21% reduction in Scope 1 and 2 emissions intensity
- Surpassed \$2 billion in total spend with diverse suppliers and small businesses

This year, we celebrate our fifth anniversary as Corteva. As the world's reliance on agriculture increases, we recognize not only our past contributions, but also a future of bringing leading innovation and technology to the farm.

There is more to do, but we are proud of the progress we have made. We look to the future with energy and optimism.

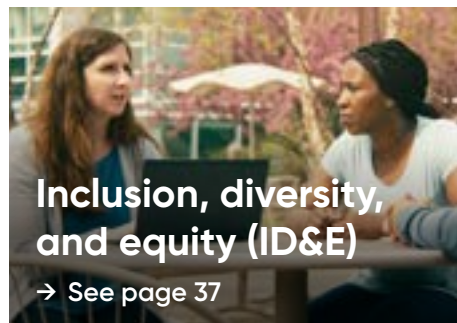
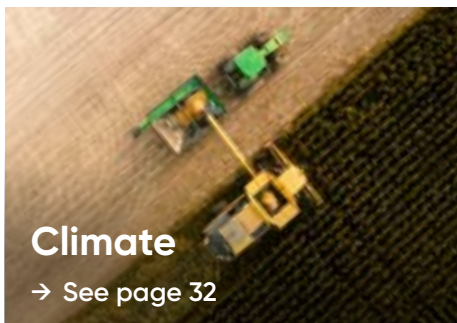
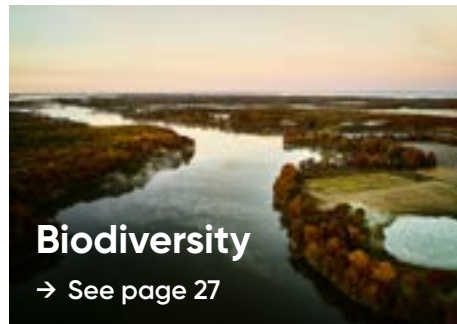
Chuck Magro,
Chief Executive
Officer

Brook Cunningham,
Senior Vice
President, Chief
Strategy Officer

Welcome

As we mark our fifth year since becoming Corteva, we reflect on our journey and achievements. More importantly, this report is a reflection of our unwavering commitment to our customers' success through more sustainable agricultural practices.

We've delivered some key achievements while reaffirming our commitments through cutting-edge research to address agriculture's biggest challenges and opportunities.



Contents

Introduction	2
A message from our leadership	3
Welcome	4
Our business	5
Executive summary	12
Materiality	14
Sustainable innovation	19
At a glance	20
Embedding sustainability	21
Innovations in our pipeline	22
Our capabilities	23
What's next for sustainable innovation?	26
Biodiversity	27
At a glance	28
Biodiversity focus areas	29
What's next for biodiversity?	31
Climate	32
At a glance	33
GHG emissions through our value chain	34
What's next for climate?	36
Inclusion, diversity, and equity	37
At a glance	38
External impact	39
Diverse representation	41
A culture of belonging	42
What's next for ID&E?	43
Governance and risk	45
Sustainability governance	46
Risk oversight	49
Topic-specific governance and risk oversight	50
Sustainability disclosures	78
Metrics and performance	79
GRI content index	90
SASB index	98
Climate index	100
Nature index	101
UNGC communication on progress	102
Data	104
About this report	109



Our business

A business built on sustainability

We create value for farmers through a unique distribution strategy centered on effective products and agronomic experience...





Our business continued

...a mix of high-performing seed, crop protection, biological plant health, and digital solutions...



Our business continued

...with one of the world's largest germplasm libraries and the industry's most recognized brands, including Pioneer[®] brand seed and Enlist E3[®] soybeans...





Our business continued

**...which help our customers
maximize their productivity
and profitability while
safeguarding natural resources.**



Our business continued

Product overview

We offer a comprehensive, complementary portfolio of seed, crop protection, and biological plant health solutions that are among the most trusted brands in agriculture.

Seed brands and products

Providing farmers with higher-performing seeds

Core crops: corn and soybeans
Selected regionally relevant crops: canola, cotton, sorghum, and sunflower



Crop protection and biological plant health brands and products

Fungicides, herbicides, insecticides, and seed treatments that protect against disease, weeds, insects, and nematodes

Biologicals: biostimulants, biocontrol products, and nutrient use efficiency

Core crops: fruits & vegetables, soybeans, cereals, corn, and rice

Examples include:



"Our technology is on the leading-edge of the industry, meaning our products are both more effective and more sustainable, increasing yields while doing a better job than ever in protecting our world's natural resources."

Sam Eathington, Executive Vice President,
Chief Technology and Digital Officer

Our business continued

Shaping the future of science-based sustainable agriculture



Gene Editing

We're leading the way in gene editing, a transformative innovation. These new genomic techniques unlock the power of the plant's own DNA to create products that can better withstand the challenges of a harsh environment to increase and protect yield potential. Through our best-in-class capabilities, including gene mapping, we can identify and position the best native resistant genes in our already high-performing hybrids.

We're ramping up our investment in this area while also collaborating with key industry contributors, licensing our technology to others, and doing what we can to help stakeholders understand the promise and value of gene editing.

Learn more:

- [Gene editing capabilities](#)
- [Collaborating to advance shared goals](#)
- [Responsible use of gene editing in agriculture](#)
- [Opportunity: advanced seed technology](#)
- [UN Year of Millets](#)



Biologicals

Farmers are seeking new ways to control pests, optimize nutrients, and manage environmental stresses to meet increasing consumer demand for sustainably-produced food. Biologicals, which draw from materials that already exist in nature, boost performance by enhancing the plant's ability to efficiently use soil, beneficial organisms, nutrients, air, water, sunlight, and other natural resources. They build resilience – protecting crops from stress and pests – and serve as a powerful and flexible option in a farmer's integrated program, complementing traditional crop protection and plant health products to maximize and protect yield.

Biologicals' growing market adoption as complementary, sustainably-advantaged solutions for global agriculture is expected to be ~\$30B by 2035. Acquiring two biologicals companies – Stoller and Symborg – combined with our internal capabilities, has positioned us as one of the leading biologicals companies in the industry.

Learn more:

- [How biologicals work](#)
- [Building our biologicals business](#)
- [Biological discovery](#)
- [Biological product highlights](#)



Biofuels

We're poised to help renewable fuels play an important long-term role in the global energy transition, well beyond today's ethanol use.

In the U.S. alone, we expect annual demand for renewable diesel and sustainable aviation fuel to grow to 8 billion gallons in the next decade. In fact, some experts estimate the U.S. acreage needed to produce biofuel crops could reach more than three times that of current ethanol production by 2050.

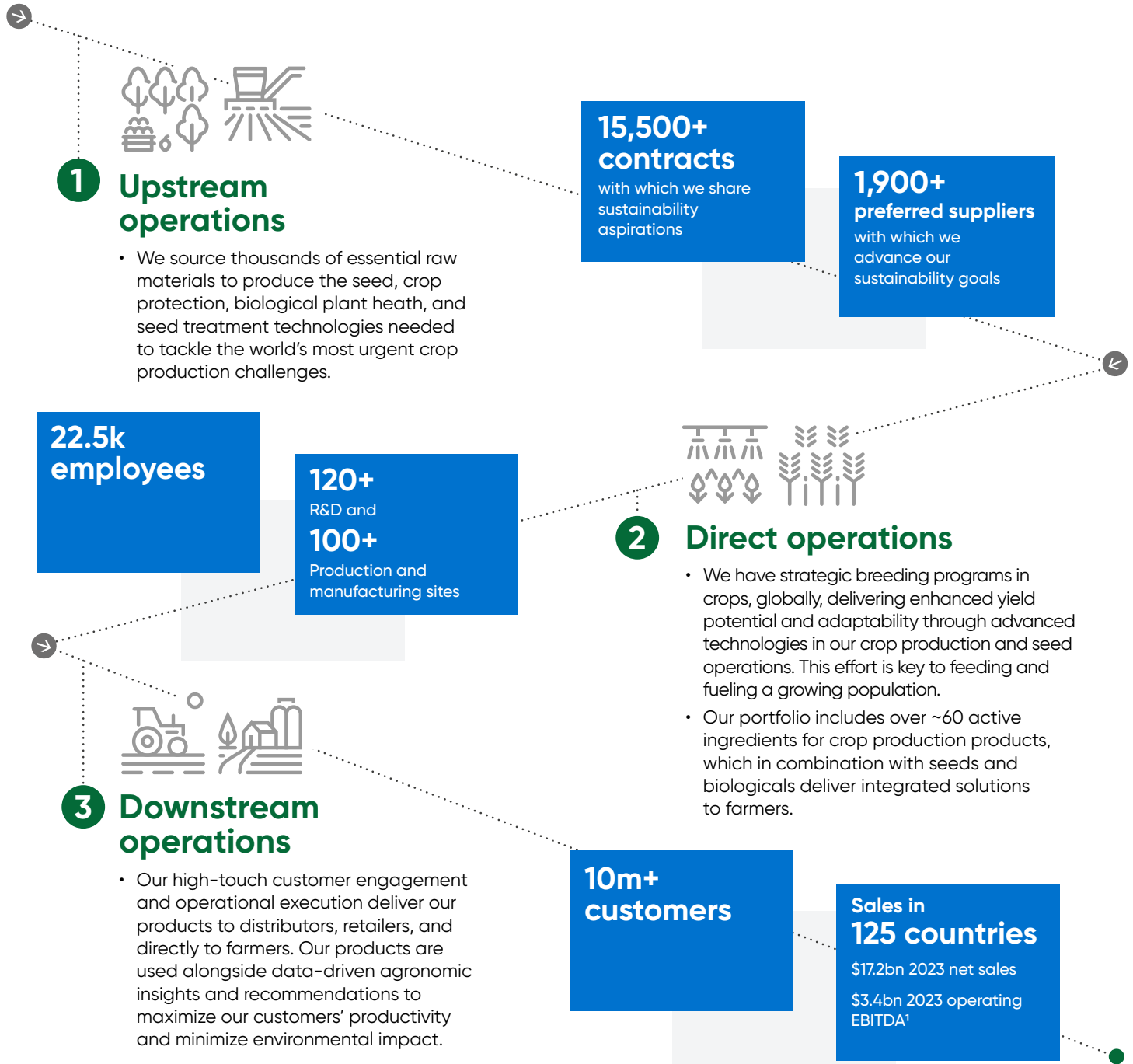
Learn more:

- [Meeting the growing demand for biofuels](#)

Our business continued

Delivering science-based sustainable innovation to the farmgate

We combine industry-leading seed, crop protection, and biological plant health innovation with high-touch customer engagement and operational excellence to deliver solutions for the world's most pressing agriculture challenges.



¹ Operating EBITDA is a non-GAAP measure. See the Appendix ("Regulation G (Non-GAAP Financial Measures)") of this document for further discussion.

Executive summary

How we approach sustainability

We are committed to purpose-driven sustainability – aiming to contribute to global food and fuel security, support farmers, protect the environment, and bolster rural communities – all while creating lasting value for our stakeholders.

Purpose-driven sustainability

We are working to help provide a nutritious, safe, and sufficient food supply for our growing global population, while safeguarding our customers' economic success, addressing environmental stewardship, and supporting rural communities. Our sustainability strategy is embedded in our business strategy, including our R&D pipeline, and is centered on creating long-term value for stakeholders.



Focused on adding the most value

In 2023, we continued our work to help farmers across the globe **produce more with less per unit**. Rooted in our previous materiality analysis and regular stakeholder and industry engagement, our strategy reflects four sustainability focus areas where we can add the most value.

For each focus area, we have established credible baselines and goal progress, and continuously refine our approach to meet these strategic commitments. Continually, we evaluate our strategy to monitor that it is delivering impact, while reflecting any emerging issues.



→ Watch the full video

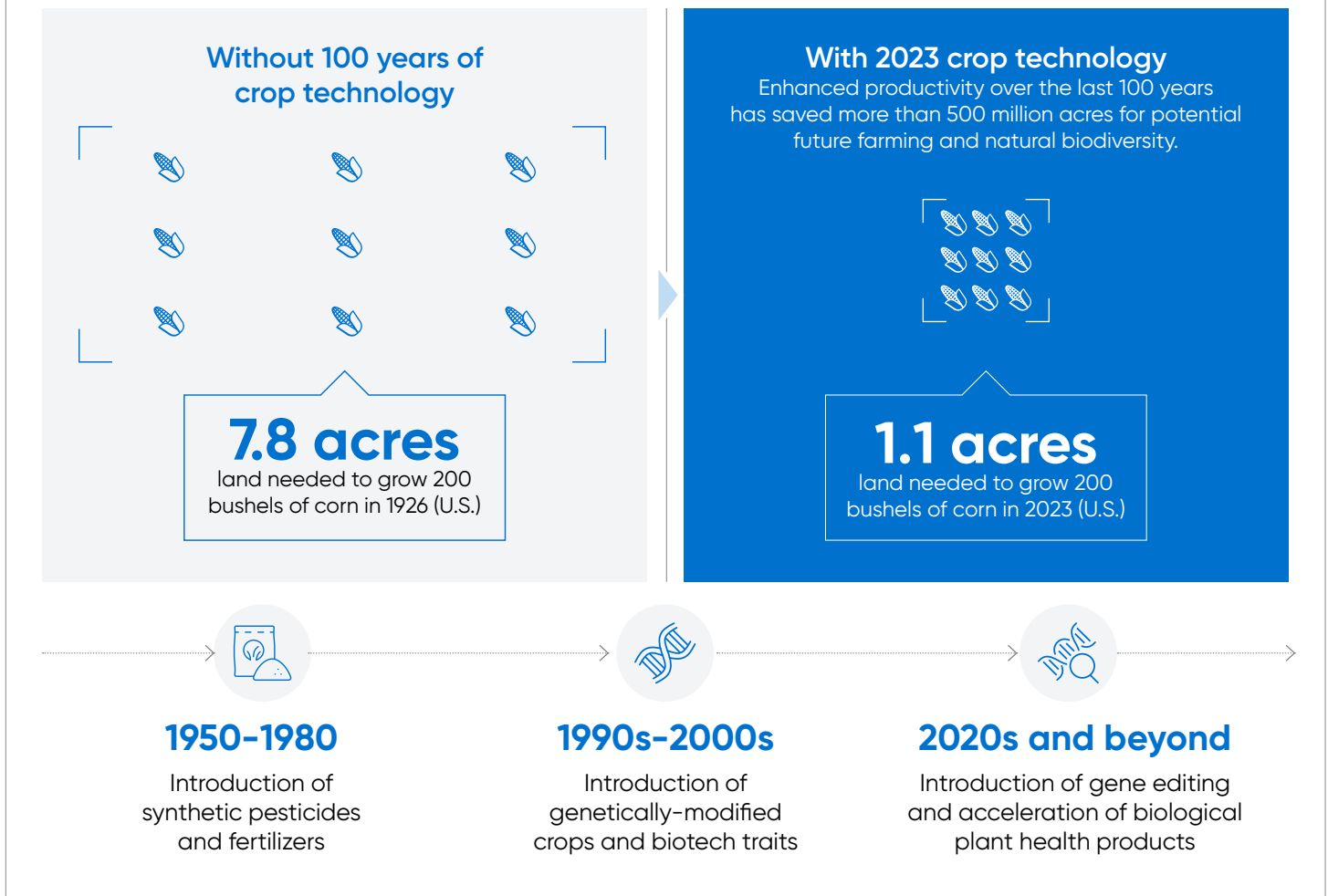
Sustainability is a central pillar of every strategic choice we make at Corteva.

Executive summary continued

Producing more with less

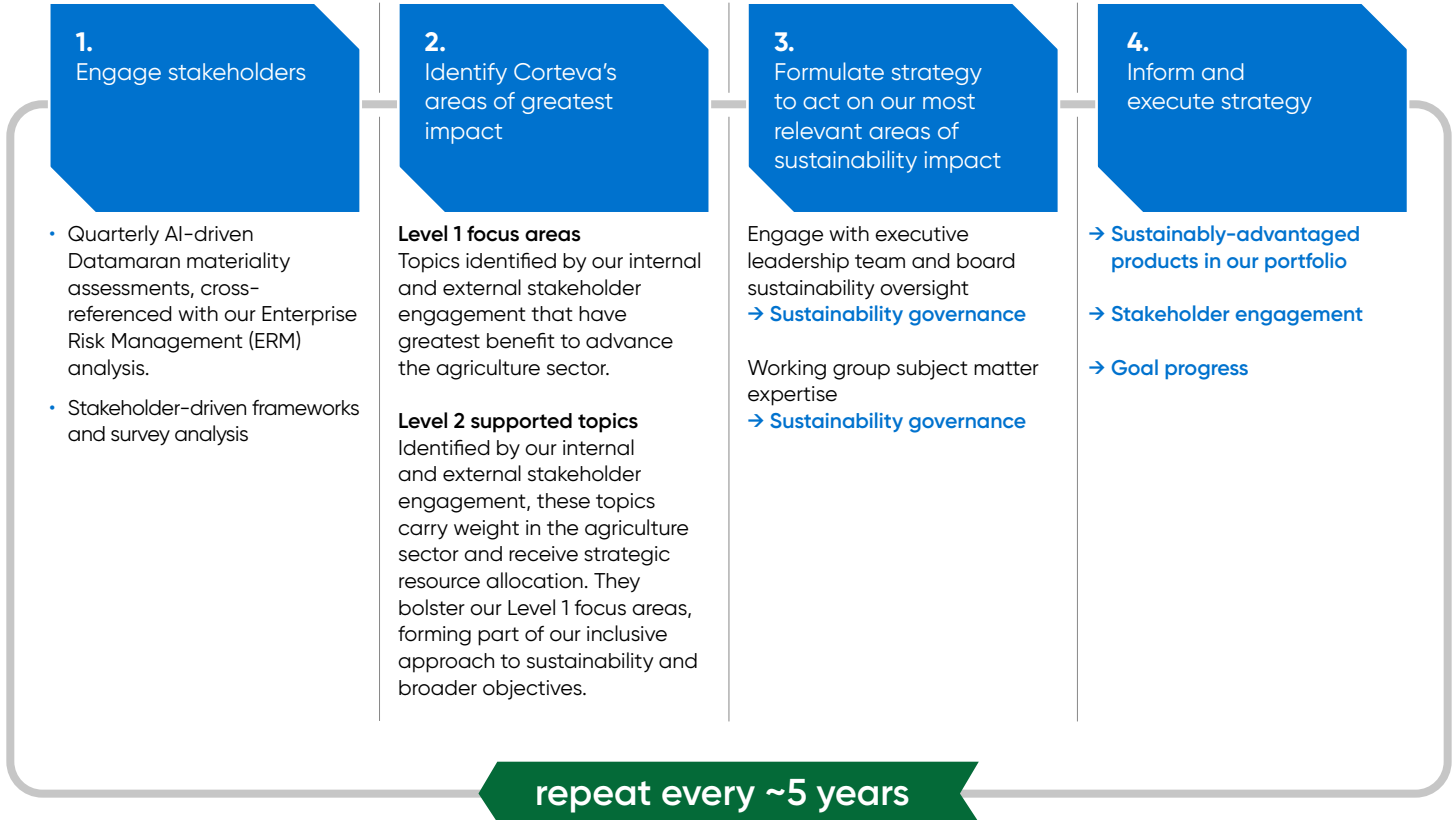
With the help of industry-wide new technology and innovation, farmers worldwide have boosted their harvests by an average of 30% over the past 20 years, resulting in 40% more food produced using fewer resources per unit and less environmental impact. However, we recognize there's more to be done.

How innovation helps to more sustainably feed and fuel a growing population



Executive summary continued

Purpose-driven roadmap



Materiality

Stakeholder engagement

Our materiality assessment, which drives our sustainability strategy, is informed by stakeholders. They span our [value chain](#) and include employees, suppliers, customers, stockholders, peer companies, non-profits, communities, government bodies, scientists, and trade associations. Stakeholder

interactions are conducted in line with our purpose and values, and are governed by our Code of Conduct, Privacy Policy, and Supplier Code of Conduct.

During the year, we convened stakeholders, shared our insights, and learned from their feedback, including:

- Held a research and development (R&D) [Innovation Update](#) in May.
- Launched [Growing for Good](#), an event series with the [Financial Times Live](#) to explore practical and timely ideas for a more sustainable and prosperous future for European agriculture.

Executive summary continued

Stakeholder engagement highlights


2023 engagement

What we learned



We have refined our greenhouse gas (GHG) accounting to enhance precision in emissions tracking, focusing on activity-based methods for our top crop protection suppliers and contracted seed acres to expand our sustainability metrics.

Adopting activity-based GHG accounting has provided more accurate insights into our carbon footprint, underscoring our commitment to comprehensive sustainability.




We launched a global employee benefit offering extensive fertility care and family support through access to the [Carrot Fertility Network](#).

Expanding our health benefits has been met with appreciation, highlighting the value of comprehensive workplace health programs.



Our work with the [National Audubon Society](#) has focused on converting marginal cropland back to grasslands. Our goal is to restore 18,000 acres back to natural habitats by 2027, benefiting ecosystems and farmers alike.

Progress on 50 projects highlights the synergy between ecological health and agricultural viability, reinforcing the importance of our conservation efforts.



We engaged investors with an update on our R&D pipeline, emphasizing the outlook for our portfolio of sustainable solutions through 2035.

Dialogue with investors has underscored the importance of transparency and quantification of benefits of our sustainable innovations, like the launch of [Reklemel™ active](#).

Executive summary continued



Materiality assessment

We currently leverage an AI-driven, quarterly sustainability impact materiality assessment from Datamaran to regularly refine our focus areas and monitor potential recurring hotspots at the industry level. This approach supports our mission to continuously align our sustainability efforts with our overarching business objectives, while making a positive contribution to the agricultural sector.

→ [Learn more](#)

Industry-level material topics¹

Sustainable innovation

- 1 Product stewardship*
- 2 Data privacy*
- 3 Business ethics
- 4 Long-term value creation
- 5 Workplace health and safety
- 6 Consumer demand
- 7 Global trade
- 8 Agriculture innovation
- 9 Water stewardship*

Biodiversity

- 10 Biodiversity*
- 11 Soil health*

*High priority based on both external stakeholders and internal strategy

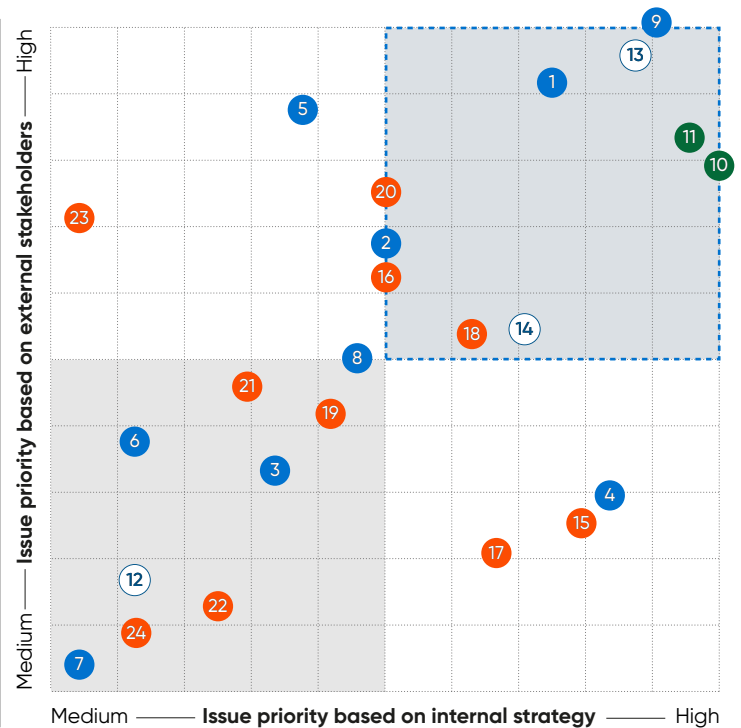
¹ As calculated by Datamaran as of Q4 2023

Climate

- 12 Operational footprint
- 13 Climate risks & adaptation*
- 14 Legal & regulatory environment*

Inclusion, diversity, and equity

- 15 Human rights & food security
- 16 Inclusion, diversity and equity*
- 17 Transparency
- 18 Corporate governance*
- 19 Local communities
- 20 Supply chain responsibility*
- 21 Employee engagement
- 22 Sociopolitical risks
- 23 Business model resilience
- 24 Smallholder farmers



sustainable innovation, biodiversity, climate, and inclusion, diversity, and equity. Additionally, ensuring the highest standards of safety in all our operations remains an equally important area of focus, reflecting our commitment to the wellbeing of our workforce and the communities we serve.


In combination with our own analysis, these industry assessments support our current focus on four areas:

Executive summary continued

Safety overview

Safety is paramount to everything we do – from our operational processes to our product development.

By consistently developing and upholding comprehensive Environmental, Health, Safety, and Security (EHS&S) policies – along with rigorous management systems – we’re driving safety improvements within all our business divisions. The safety and wellbeing of our employees, customers, and consumers is at the heart of our mission.


31%¹ In 2023, we experienced a 31% year-over-year improvement in overall organizational safety.

→ [Learn more about our employee safety governance and risk oversight](#)

→ [Learn more about our safety performance](#)

2023 safety highlights

Engaging workplace culture

We actively engage our employees to cultivate a work culture where safety is second nature. Our efforts center on understanding risks, upholding safety practices, and driving continuous improvement. Open dialogue about hazards is encouraged, with leadership engagement being a key measure of our commitment to safety.

Safety protocols

In 2023, we launched Life Critical Rules to clearly identify tasks that require heightened awareness and precautions to avoid serious hazards.



Employee safety

CORE FOR LIFE

We embed our EHS&S commitment to enrich the organization through our Live Safety value and the basic safety principles that provide the foundation for our Core for Life identity.

→ [Learn more](#)

¹ 2023 vs 2022 Total Recordable Incidents Rate (TRIR)

Executive summary continued

Our strategic focus areas



Sustainable innovation

We are committed to 100% of newly-developed Corteva solutions in our pipeline meeting our sustainability criteria. We achieved that milestone ahead of our 2025 goal. We create innovative seed, crop protection, and plant health solutions, along with digital insights that help farmers to increase productivity and profitability, while continuing to strengthen the stability of their operations. This is the foundation of our business and stakeholder proposition.

Newly-developed Corteva solutions in our pipeline that meet our sustainability criteria (%)



Biodiversity

We are committed to helping support biodiversity and outcomes aligned to regenerative agriculture on 25 million acres in biomes where we work and sell our products by 2030. We use a combined approach focused on products and productivity impacts using our technologies, partnerships with organizations that share our vision, and improvements to our own operations.

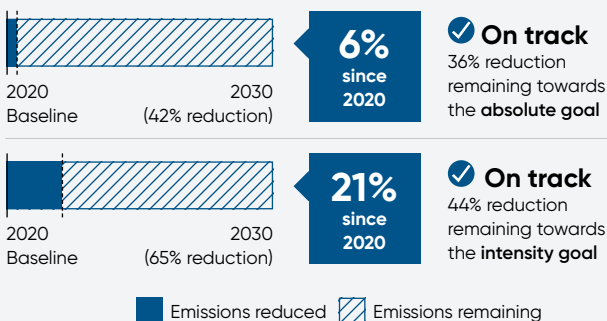
Progress (acres)



Climate

We are committed to a 65% intensity reduction target (42% absolute reduction target) for Scope 1 and 2 emissions by 2030, consistent with the 1.5°C pathway identified in the Paris Agreement. The reduction in Scope 1 and 2 emissions will be achieved through energy reduction initiatives, efficiency gains, and strategic renewable energy procurement opportunities.

Progress (% reduction)



Inclusion, diversity, & equity

We are committed to embracing the power of inclusion, diversity, and equity to attract and retain top talent, enrich the lives of our employees, and strengthen the performance of our company, while advancing equity in agriculture. To realize our ID&E vision, we have identified specific aspirations across three pillars: external impact, diverse representation, and a culture of belonging.

Highlights

- External impact
- Diverse representation
- Culture of belonging

What's next?

Reflecting the growing significance of sustainability risks and opportunities to our underlying business performance, we will be undertaking a double materiality assessment in 2024.

Sustainable innovation

Helping farmers harness the power of technology

In this section

At a glance	20
Embedding sustainability	21
Innovations in our pipeline	22
Our capabilities	23
What's next for sustainable innovation?	26






Sustainable innovation at a glance

Thanks to a world-class R&D program, we achieved our sustainable innovation goal that all newly-developed Corteva solutions in our pipeline meet our sustainability criteria.

Progress toward our goal

Sustainable crop protection and seed innovations in our pipeline (%). (Baseline: 2019)

Progress



100%
in 2023

Outlook

Achieved

We are maintaining 100% sustainable solutions in our pipeline by 2025



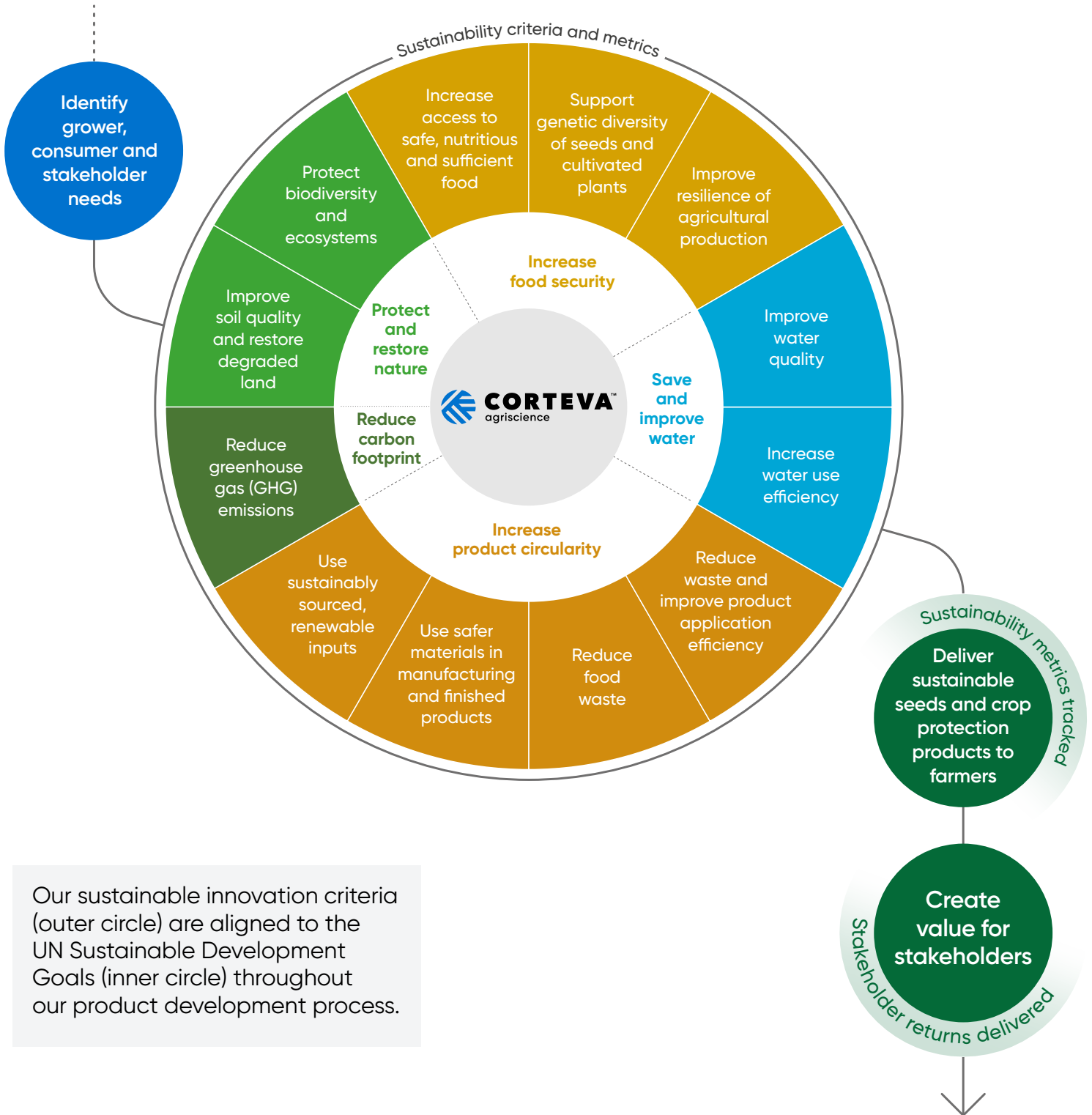
→ Watch the full video

Our seed and crop protection products represent more than just innovation. They are the future of more sustainable farming and the foundation of the value we create for our customers and stakeholders.

They help boost harvests and strengthen crops against various challenges, all while adhering to safety and environmental standards. We're proud of this milestone and excited for the next advancements in our pipeline.

Sustainable innovation continued

We are embedding sustainability into every stage of new product development



Our sustainable innovation criteria (outer circle) are aligned to the UN Sustainable Development Goals (inner circle) throughout our product development process.

Sustainable innovation continued

Developing and delivering new solutions that create value for farmers

→ See more sustainable innovations in our innovation glossary



Biofuels: Double cropping winter canola

- ✓ **Meeting the demand for biofuels**
In 2023, we announced a commercial collaboration with Bunge and Chevron to increase the availability of vegetable oil feedstocks primarily for the growing domestic renewable fuels market.
- ✓ **Value for farmers**
Through this collaboration, farmers in the Southern U.S. plant our proprietary winter canola hybrids (that produce plant-based oil) in a sustainable double crop rotation with soybeans or cotton, creating a potential new farmer revenue opportunity.

→ [Learn more](#)



Gene editing: Multi-disease resistant corn

- ✓ **Unlocking disease resistance**
We are developing game-changing gene-edited seed technologies that will bring added protection to farmers' fields. This particular early-stage corn pipeline concept, packages multiple disease-resistant native traits into a single location in the genome, with the aim of protecting against three North American diseases that cost farmers 318 million bushels in 2021.
- ✓ **Value for farmers**
This concept is intended to simplify disease management and improve sustainability by reducing the need for additional crop protection product applications.

→ [Learn more](#)



- ✓ **Building farmer confidence**
Utrisha™ N is an innovative biological product that provides supplemental nitrogen from the atmosphere to many crops throughout the growing season for improved plant health and increased yield potential.
- ✓ **Value for farmers**
It is the first biostimulant verified through the U.S. Department of Agriculture's Process Verified Program, which assures farmers of the product quality. It is also certified by the Organic Materials Review Institute for use with organic crops.

→ [Learn more](#)

Protecting our food supply

With advanced solutions, farmers can grow more while caring for the land – contributing to a positive farming future.



Root galling in carrots caused by the rootknot nematode *Meloidogyne incognita*.

Left: Untreated
Right: Treated with Reklemel™ active

(Photo credits © Ole Becker, UC Riverside)

Sustainable innovation continued

Thanks to plant breeding, current corn hybrids – compared to those from the 1940's – not only produce more overall yield¹, but also:

3x

more yield under drought stress

3x

more yield per inch of water

2.5x

more yield under nitrogen stress

When seed produces more yield per acre, less arable land is needed to meet the food, feed, fuel, and fiber needs of a growing population.

\$~4m/day

invested in R&D

120+ research centers
2,000 testing locations



Capabilities underlying our innovation

In 2023, we increased our R&D investment to maintain leadership in core areas of seed technology, crop protection, and biologicals.

A legacy of seed expertise

The strength of our seed pipeline reflects our ability to provide new sustainable solutions and value to our customers.

Plant breeding

For nearly 100 years, we have been a global leader in seed innovation. In every crop we've worked in, in every environment around the world, our plant breeding selection process has increased the average yield per acre.¹

We have helped farmers increase average U.S. corn harvests by 150 bushels per acre over the past century.¹

This advantage has been confirmed in our customers' fields. **Only our germplasm pool has produced corn with yields of more than 600 bushels per acre.²**

[Learn more about Pioneer's latest world-record breaking yield result.](#)

¹ Graham, Geoff. Plant Breeding Innovations Driving Agricultural Productivity. February 2020. Presented at the 2020 Agricultural Outlook Forum Program: The Innovation Imperative: Shaping the Future of Agriculture

² Pioneer® brand seed customer David Hula achieved this in 2019, 2021, and 2023 with multiple hybrids. "How David Hula grows 600-bushel-plus corn" www.agriculture.com. January 2020.

Sustainable innovation continued



Genome editing

We are a leader in applying new breeding techniques and enabling others to improve plant and crop performance using the natural genes that already exist in plants. Techniques like gene editing boost our ability to accelerate targeted breeding – enabling us to create new solutions to ever-growing challenges, ensuring more resilient crops, and increasing food and fuel security in a sustainable way.

To effectively deliver products from gene editing, it is necessary to have:

- Elite germplasm
- High-throughput elite line transformation
- Deep genomics knowledge powered by artificial intelligence algorithms
- High-capacity field testing
- Advantaged routes-to-market
- Gene editing tools

We have all these components, along with our own proprietary [CRISPR platform](#).

Therefore, we continue to advocate for – and educate our stakeholders on – the local and global regulatory policies that are needed to allow scientists to unlock the potential of gene editing for farmers around the world.

We increased our investment in this area in 2023 to unlock additional value in our germplasm, traits, and new frontier business opportunities.

[→ Learn more](#)

Collaborating to advance shared goals

Through our collaborations with USAID, CGIAR, Bill & Melinda Gates Foundation, and others, we are using gene editing to bring sustainable innovations to smallholder farmers globally to target critical crops which provide vital nutrition to the most food-insecure regions of the world.

Together, we are co-developing new products and working to increase farmer access to science-based tools and technology, including:



Maize resistant to lethal necrosis



Sorghum resistant to the Striga parasite



Pearl millet with a longer shelf-life

Examples of how gene editing can help advance sustainability:



Better nutrition



Slower to rot or brown



Disease resistance



Drought tolerance



Higher yields



Increased oils and fats

Sustainable innovation continued

Responsible crop protection innovation

We have a long history of providing safe and effective solutions for protecting crops from weeds, pests, insects, and disease.

In 2023, we continued to accelerate our journey to more sustainable crop protection products through industry-leading innovation.

Our approach allows us to streamline and rapidly advance innovations that meet our sustainable innovation criteria, which results in products that solve real problems for farmers.

Building our Biologicals business

In 2023, we expanded our Biologicals business, boosted by our acquisitions of Stoller and Symborg, furthering our commitment to provide farmers with balanced and integrated solutions.



Biologicals boost yield performance by enhancing the plant's ability to efficiently use soil, nutrients, water, and sunlight. They build resilience – protecting crops from stress – and serve as a powerful and flexible option in a farmer's crop protection program.

A highlight of our portfolio is our line of biocontrol products which use living or naturally occurring materials to control pests. Some work by directly attacking the pest to control it. Others trigger a plant's ability to defend itself and protect against future attacks.

[→ Learn more](#)



We have won six Green Chemistry Challenge Awards from the U.S. EPA; more than any other agricultural company. The award is given to companies or institutions that have developed a new process or product that helps protect public health and the environment.

- **1998**
Confirm™
(as Rohm and Haas)
- **1999**
Qalcova™ Active
(Spinosad)
- **2000**
Sentricon™ Termite Colony Elimination System
- **2008**
Jemvelva™ Active
(Spinetoram)
- **2016**
Instinct® Technology
- **2018**
Rinskor™ Active

Biological discovery

Our R&D scientists harness what's called "the zone of inhibition" to identify bacteria with unique properties that can lead to breakthroughs in sustainable agriculture.

This method reveals how new bacterial strains can combat crop diseases, potentially revolutionizing plant protection and advancing global food security.



**No bacteria growth
(zone of inhibition)**

Sustainable innovation continued

Contributing to a climate-resilient future

Stakeholders up and down the agriculture value chain are looking for crops that meet global food, feed, and fuel demand with lower environmental impact, while at the same time, helping farmers adapt to climate impacts.

Haviza™ active

Developing solutions for new yield threats

Haviza™ active will offer South American farmers another tool for controlling Asian soybean rust and other fungal diseases.

It's third in a generation of novel picolinamide fungicides discovered by Corteva, recognized for their low use rates and favorable regulatory, toxicological, and environmental profiles.

We launched a broad spectrum fungicide, Adavelt™ active, the second generation of this family of fungicides, in 2023.

[→ Learn more](#)



Offering consistent drought-resistant seed

Our Optimum AQUAmax® corn hybrids are designed to improve drought resilience by enhancing the plant's ability to capture and retain water.

The integrated technology and strong agronomics of AQUAmax® performs rain or shine, consistently delivering results for farmers for more than a decade.

[→ Learn more](#)



Optimizing soybeans for sustainable animal feed

In 2023, we announced a multi-year collaboration with Bunge to develop soybean varieties with increased protein content and optimized amino acid profiles.

The crop will create a potential new value stream opportunity for soybean farmers, while helping to reduce the downstream feed industry's reliance on synthetic protein additives, thereby lowering costs and shrinking their carbon footprint.

[→ Learn more](#)

What's next for Sustainable innovation?

To further improve rigor and credibility, we plan to initiate a third-party assurance process for our sustainable innovation criteria. We will continue to advance sustainably-advantaged crop protection and seed innovations in our pipeline and develop solutions for our frontier markets of biologicals and biofuels.



Biodiversity

Supporting
environmental
stewardship

In this section

At a glance	28
Focus areas	29
What's next for biodiversity?	31



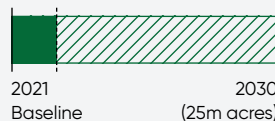
Biodiversity at a glance

We are committed to helping support biodiversity and outcomes aligned to regenerative agriculture on 25 million acres in biomes where we work and sell our products by 2030.

We will use a combined approach focused on product and productivity impacts using our technologies, partnerships with organizations that share our vision, and improvements to our own operations.

Progress toward our goal

Progress



Outlook

✓ On track
towards 25m acres by 2030

■ Acres supported ▨ Acres remaining







→ Watch the full video

Our biodiversity goal will be reached by harnessing cutting-edge technologies, collaborating with like-minded partners who share our vision, and integrating sustainable practices into every aspect of our operations.

This strategic focus enables us to contribute meaningfully to environmental stewardship, while responsibly increasing yields and productivity.

Biodiversity continued

How we will achieve our goal:

	Demonstrated biodiversity advantages of our new products and systems	→ 1.9m+ acres¹ 2021-2023	Product innovation: crop protection and biological crop health products
	Improved genetic gain and yield protection to help prevent additional land-use needs	→ 1.3m+ acres² 2021	Productivity: increased productivity through genetic gain
	Strategic partnerships that support biodiversity and regenerative agriculture outcomes	→ 1m+ acres 2021-2023	Partnerships
	Adoption of more favorable practices at Corteva facilities and production fields	→ 190+ R&D, seed production, and manufacturing sites surveyed	Operations

Product innovation

We offer new products and systems with demonstrated biodiversity advantages to farmers and ranchers. For example:

Utrisha™ N

A biostimulant that works with a variety of crops to naturally supply nitrogen from the atmosphere throughout the growing season for improved plant health and increased yield potential.

LANDVISOR®

We're helping farmers increase the availability of soil and water resources for native vegetative and wildlife habitat by targeting invasive species on 190,000 acres of grazing lands through LandVisor™ advanced brush management.

→ [Learn more](#)



¹ Acres reported include LandVisor treated acres in the U.S. and Utrisha N applied acres in Corteva's Northern Europe Commercial Unit (United Kingdom, France, Germany, Switzerland, Belgium).
² Acres reported represent total corn, soybean and canola acres that didn't go into production in NA; corn and soybean acres that didn't go into production in LA; corn and sunflower acres that didn't go into production in EMEA (excluding Russia); corn (APAC) and rice (India) acres that didn't go into production due to yield increase and genetic gain in 2021. Numbers for 2022 and 2023 are being finalized and will be reported in the future.

Biodiversity continued

Productivity



Increasing genetic gain

Our seed pipeline is built on 100 years of continuous plant breeding expertise. The result is genetic gain (increased yield potential and productivity) which enables farmers to produce more food, fiber, and fuel on the same land, which can help reduce the need to put more land into production.

In addition to increasing productivity, we are addressing regional pest, disease, and climate-related threats to biodiversity through products like:



AcreNext™ revolutionizes rice farming with its direct-seeded, high-yield hybrid seeds, enabling mechanized planting and efficient crop protection, such as Rinkor™ active, without flooding the field. It can reduce water use by 40%, greenhouse gas emissions by 45%, and manual labor by 50%. It's a more sustainable way to grow healthier, faster-maturing rice crops with less water and labor.



Conkesta E3® Soybeans provide farmers in Brazil with a much-needed solution to increase their harvests while addressing complex challenges such as insect resistance and tough weed control.

[→ Learn more](#)

Partnerships



Conservation Forage Program

We are part of a five-year project with the National Audubon Society to work with farmers, ranchers, and land owners to convert marginal cropland back to grasslands. We provide funding and technical assistance, including a range ecologist, for the program.

Corteva Grows Pollinator Program

We're helping to create more pollinator habitats through a joint program with Pheasants and Quail Forever and 4-H.

More than 30,000 4-H youth have participated in the program, not only helping increase pollinator populations at these sites, but also learning how to build a habitat in their own communities.

Grassland Restoration through the Conservation Ranching Program

We are working with the National Fish and Wildlife Foundation, Texas Parks and Wildlife Foundation, the National Audubon Society, and the ranching community to restore wildlife habitats and bolster soil health on grazing lands.

Through **Corteva's Carbon Initiative**, we're working with farmers across 30 states in the U.S. to introduce cover crops, reduce tillage, and implement crop rotation.

18,000 acre program goal

58 conservation projects completed

5,797 acres restored to natural habitats



70 pollinator gardens planted globally near our sites

37,925 acres restored through the program, including helping participants restore brush-invaded dry mixed prairie in Texas and improve grazing lands management in Colorado

More than one million acres are enrolled, which generates carbon credits for farmers and supports on-farm biodiversity.

Biodiversity continued**Operations**

In 2023, we completed baseline surveys at our seed operations, crop protection manufacturing, and R&D sites to track habitat and environmental initiatives, such as tree planting, wetland protection, and pollinator habitats.

We are using that information at sites like our soybean and sorghum production facility in Planaltina, Distrito Federal, Brazil, where we are reforesting 19.5 hectares (48 acres) with native trees over the next five years to help preserve the rich biodiversity of the region.

**Recognizing farmer leaders**

Haroldo Cunha, who farms soybeans, corn, cotton, green beans, and sorghum in Brazil, was named one of our [Climate Positive Leader winners](#). He has implemented precision farming, integrated pest management, and manure repurposing from his livestock to reduce fertilizer use.

“Once you start using these biodiversity practices, you realize that they are beneficial, not only for sustainability, but also financially.”

Haroldo Cunha, Brazil
Climate Positive Leader winner

What’s next for Biodiversity?

We will continue to develop and implement biodiversity plans for Corteva-operated sites around the world. These will include increasing pollinator and wildlife habitats through planting native vegetation, supporting soil health, and preserving wetlands. Expanding our conservation partnerships model beyond the U.S. will also be a priority.

In addition, we will continue to focus on product development that supports biodiversity and increases yield per acre.



Climate

Addressing the needs
of today and tomorrow

In this section

At a glance	33
GHG emissions through our value chain	34
What's next for climate?	36



Climate at a glance

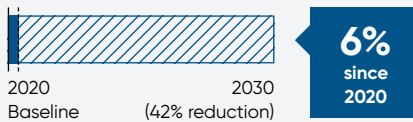
We are committed to a 65% intensity reduction target (42% absolute reduction target) for Scope 1 and 2 emissions by 2030, consistent with the 1.5°C pathway identified in the Paris Agreement.

At the same time, we continue to create innovative solutions for farmers that reduce emissions on-farm and increase their farm's climate resilience.

Progress toward our goal

Scope 1 and 2 **absolute reduction**¹ in GHG emissions

Progress

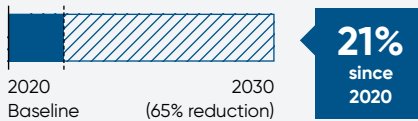


Outlook

✓ **On track**
36% reduction remaining towards the absolute goal. 354,000 MT CO₂e absolute emissions remaining from total targeted reduction of 418,000 MT CO₂e

Scope 1 and 2 **intensity reduction**² in GHG emissions

Progress



Outlook

✓ **On track**
44% reduction remaining towards the intensity goal

■ Emissions reduced ▨ Emissions remaining



→ Watch the full video

As we confront new climate-related challenges in global food security, the demand for innovative agricultural solutions grows.

We are reducing emissions in our operations while developing new solutions that empower farmers to do the same on their farms – enabling a more sustainable future for us all.

1 **Absolute Reduction:** The measure of the total reduction in greenhouse gas emissions, expressed as an overall decrease from a specified baseline year (2020).
2 **Intensity Reduction:** An index of greenhouse gas emission efficiency, reflecting a decrease in emissions per unit of Revenue, thereby indicating improvements in emissions performance relative to economic output.

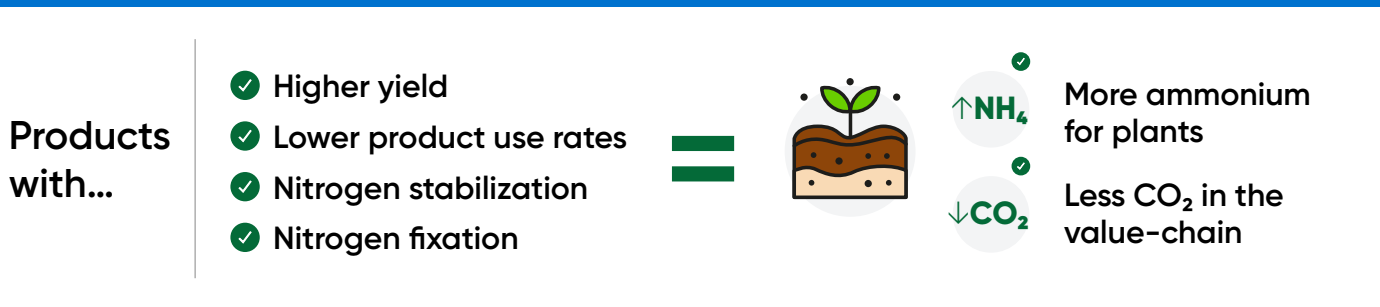
Climate continued

GHG emissions through Corteva's value chain

	Scope 1 and 2 Operational emissions	Scope 3 Upstream & downstream emissions
Total emissions	932,000 CO ₂ -eq MT/year	6,190,000 CO ₂ -eq MT/year
Main activities	<ul style="list-style-type: none"> • Crop protection manufacturing and operations • Seed manufacturing and operations • Research and development operations 	Category 1. Purchased goods and services Category 2. Capital goods Category 3. Fuel- and energy-related activities (not included in Scopes 1 or 2) Category 4. Upstream transportation and distribution Category 5. Waste generated in operations Category 6. Business travel Category 7. Employee commuting Category 9. Downstream transportation and distribution
Continuous carbon accounting improvements	<ul style="list-style-type: none"> • Creation of new Corteva specific crop-emission factors in our operational control (Scope 1) • Continuous improvements in carbon accounting methods 	<ul style="list-style-type: none"> • Transformed our Scope 3 accounting from all-spend to a hybrid approach • Incorporated activity-based emission factors for the top 20% of our crop protection business commodity spend • Accounted for activities of contracted seed acres

While we've made a commitment to do our part in reducing our GHG emissions, our biggest impact will come from developing the next generation of seed and crop protection solutions that allow farmers to reduce emissions in their operations.

Sustainably-advantaged and differentiated seed and crop protection products enable farmers to produce more crops with lower carbon intensity



Through our stakeholder engagements, we identified a growing interest to quantify our products' environmental benefits.

→ See Measuring the environmental Life Cycle Assessments (LCA) of our products for more information on our journey to demonstrate the benefits of new lower carbon technologies.

Climate continued



Helping farmers reduce on-farm emissions

Two new crop protection products – Rinskor™ active and Reklmel™ active – highlight our commitment to developing new solutions that help farmers increase their resilience to changes in our climate, while also reducing emissions in their operations.

Rinskor™ active

With the advantage of an up to 150 times lower use rate, Rinskor™ active has the potential to help avoid more than 1 million tons of CO₂e over the next five years, while protecting crops from yield-robbing weeds.

[→ Learn more](#)

Reklmel™ active: protecting crops and our planet through innovation

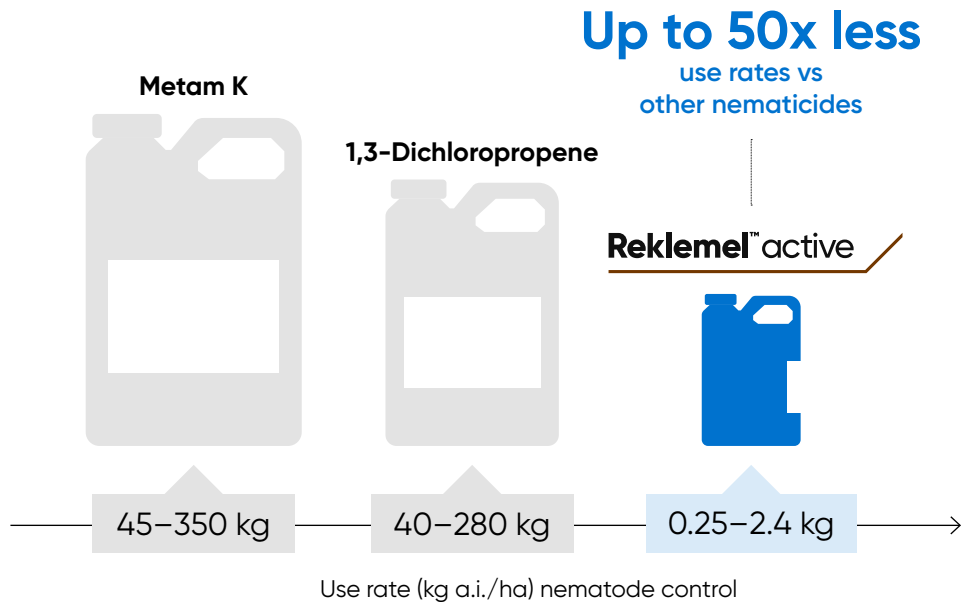
Our latest advancement in crop protection, Reklmel, helps farmers increase yields, meet climate and other challenges, and ultimately strengthen global food security.

It received a Reduced Risk designation from the U.S. Environmental Protection Agency (EPA) due to its ability to selectively

target plant-parasitic nematodes, lower use rates versus older nematicides, and a highly favorable environmental and toxicological profile as compared to alternatives.

It received the National Association of Manufacturers' Sustainability and the Circular Economy Award. Through lower use rates, Reklmel active enables the potential to avoid ~500M kg of CO₂-equivalent emissions over the next five years, based on available benchmark data.

[→ Learn more](#)



~500 million

kg of potential CO₂-equivalent emissions avoided over five years

Climate continued



Climate Positive Leader Program

In 2023, we announced the 19 recipients of our Climate Positive Leaders Program.

Representing Argentina, Australia, Brazil, Canada, India, Kenya, New Zealand, the UK, and the U.S., these farmers and ranchers are early adopters in successfully implementing, scaling, and sharing climate positive practices.

The program provides a global platform for farmers to share their successes and challenges with the aim to inspire others to adopt more sustainability practices.

[→ Learn more](#)

Reducing operational emissions

We intend to meet our Scope 1 and 2 target through operational efficiencies and renewable energy strategies across our sites.

Renewable Energy Certificates

Purchasing high quality Renewable Energy Certificates (RECs) is an important part of our Scope 2 reduction strategy. In 2023, we purchased RECs through our utility provider AES, which reduced our Scope 2 GHG emissions by over 40,000 tons.

At the same time, we have been identifying suitable seed operations sites for potential solar panel installations, working with partners that will provide power directly to each site through power purchase agreements.

Through this initiative, we can save an estimated 25,000 tons of CO₂e by 2030 – that’s 25% of our seed operations’ Scope 2 footprint.

Energy audits

At our Harbor Beach site in Michigan, U.S., electricity and gas use audits have identified potential energy savings of 10-15%.

As a result, we are planning several projects that have the potential to save an estimated 10,000 tons of GHG emissions each year. These range from optimizing steam and process air use, to installing control valves, and varying frequency drives on select pumps.



What’s next for Climate?

We plan to conduct more site energy audits and roll out more renewable energy programs. We continue to conduct Life Cycle Assessments on all crop protection products coming through our innovation pipeline, while supporting consistent GHG standards and improved accounting practices for our industry as a whole.



Inclusion, diversity, and equity

Attracting and retaining
the best and brightest minds

In this section

At a glance	38
External impact	39
Diverse representation	41
A culture of belonging	42
What's next for ID&E?	43



Inclusion, diversity, and equity at a glance

We believe fostering a sense of inclusion and belonging among colleagues is crucial to attracting and retaining the best talent to serve the needs of our customers. This favorably positions us to deliver the leading sustainable innovations to farmers that drive business performance and create stakeholder value.

Our aspirations



External impact

We believe in the power of collaboration and are partnering with customers, farmers, suppliers, and other industry stakeholders to address equity challenges in agriculture.

- Increase inclusion in our supply base to achieve 25% of global addressable spend with diverse suppliers and small businesses by 2030.
- Address equity challenges in agriculture through focused industry and community engagement.



Diverse representation

We believe a diverse workforce fuels creativity, curiosity, and innovation – critical to our ability to continuously deliver the next generation of technologies and solutions for farmers.

- Attract and retain a workforce as diverse as the world we serve by aspiring to increase representation of specific underrepresented groups by 2026.
- Broaden our global understanding of underrepresented groups.



Culture of belonging

We believe in enabling a culture of inclusion, where processes are equitable, and every employee at every level feels a true sense of belonging.

- Foster inclusion by embedding equity into our people processes and talent decisions while leveraging input from colleagues to improve the employee experience.
- Grow our Business Resource Groups (BRGs) by increasing membership by 10% and building engagement across all groups by 2026.



→ Watch the full video

Inclusion, diversity, and equity is core to our values and ability to deliver innovative breakthroughs to our customers, fully leverage the expertise of our suppliers and partners, and foster a culture in which all of our people flourish.

Inclusion, diversity, and equity continued

External impact

Increase inclusion in our supply base to achieve 25% of global addressable spend with diverse suppliers and small businesses by 2030.

18%

Percentage of global addressable spend with diverse suppliers and small businesses in 2023

Recognition for our supplier diversity efforts



National Business Inclusion Consortium



Honeycomb BEE Rating



Best Corporations for Veteran's Business Enterprises

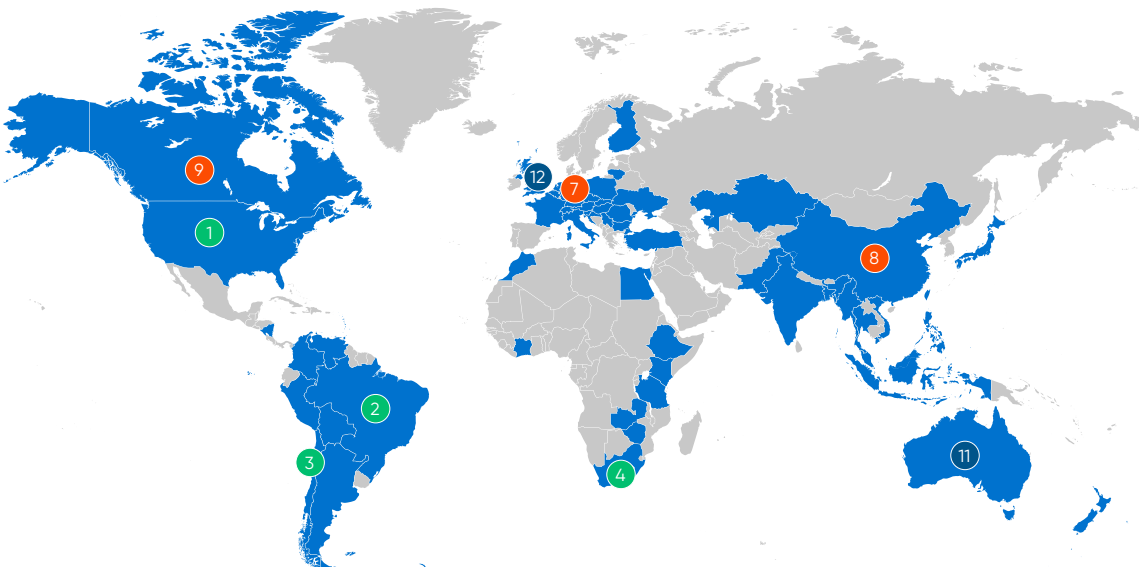


Minority Business News & Women's Business Enterprise

We promote the inclusion of diverse suppliers and small businesses in our supply base, in turn, maximizing economic impact in the local communities where we work.

Corteva's supplier diversity network (current and future)

Includes 8 diversity categories with ~76 sub-categories



← Global →
5 6 10

- Current**
- Disability|IN
- NaVOBA
- 1 NGLCC
- NMSDC
- WBENC
- 2 Câmera LGBT Brazil
- Integrare Brazil
- 3 INtegrare Chile
- 4 SASDC
- 5 NGLCC Global*
- 6 WEConnect International*
- 2024-25**
- 7 ESDP
- 8 MSD China
- 9 CAMSC
- 2026-27**
- 10 GSDA*
- 11 Supply Nation
- 12 MSDUK
- *Global

Inclusion, diversity, and equity continued



External impact

Address equity challenges in ag through focused industry and community engagement.



External impact through community engagement

Corteva Grows is our community outreach program that brings our expertise and technologies in nutrition, food security, environment, science, and technology to communities around the world.



Helping Ukrainian farmers when they need it most

In 2023, a joint program with the Howard G. Buffett Foundation helped equip small farmers in the region with winter canola planting and prepare for the 2024 corn and sunflower season.

The program helped more than 850 farmers, who farm 500 hectares or less and experienced severe damage after military actions, purchase 5 or more bags of Pioneer® seed. This resulted in 100,000 hectares planted – helping these farmers maintain their livelihoods and contribute to global commodity trade.



Creating equitable access for smallholder farmers in West Africa

Our teams work with more than 15 million smallholder farmers around the world to provide equitable access to seed and crop protection products, along with agronomic expertise.

In an ongoing collaboration with USAID, Kenyatta University, and the International Service for the Acquisition of Agri-biotech Applications' AfriCenter, we are using gene editing to tackle *Striga*, a parasitic weed that can decimate sorghum plants – a food staple in West Africa.

[→ Learn more about our work with smallholder farmers](#)

Our teams work with more than

15 million

smallholder farmers around the world

Inclusion, diversity, and equity continued

 **Diverse representation**



Welcoming colleagues from all backgrounds is important to who we are, not only as humans, but as innovators. To meet the needs of our global customers, we must attract and retain the best and brightest talent from all horizons, cultures, and geographies, representing the farmers we serve and the markets in which we operate.

Finding tomorrow's scientists and ag professionals



In the U.S., our Talent Acquisition teams work to strengthen relationships with Historically Black Colleges and Universities and professional organizations such as the Society of Asian Scientists and Engineers and the National Society for Minorities in Agriculture, Natural Resources, and Related Sciences.

Our aim is to generate interest in agriculture and innovation careers from traditionally underrepresented groups.

In Europe, we welcomed more than 100 talented interns in 2023 representing a mix of backgrounds and skillsets from over a dozen different countries. With the support of experienced Corteva mentors and leaders, interns worked on challenging projects across various functions, including operations, production, HR, finance, commercial, and R&D.

A vital part of our talent acquisition strategy, internship programs not only prepare employees for a possible future role in our company, but also inspire others to pursue a career in agriculture.

We are proud to partner with a wide range of academic institutions and continue to seek ways to expand our network even further.

Inclusion, diversity, and equity continued



A culture of belonging

Foster inclusion by embedding equity into our people, processes, and talent decisions, while leveraging input from colleagues to improve the employee experience.

To achieve breakthrough innovations and best-in-class execution, it's essential that we have a culture that capitalizes on the power of diverse experiences, perspectives, and ideas.

We strive to foster a sense of belonging among colleagues – encouraging open dialogue on workplace experiences, providing

education and training opportunities for colleagues at all levels, and promoting an environment where employees feel heard, valued, and respected – and ultimately, able to contribute to their fullest potential each and every day. These efforts are crucial to attracting and retaining the best and brightest talent to serve the needs of our customers.



In 2023, we piloted a peer advocacy program in the U.S. to strengthen employee-led inclusion. It aims to nurture and sustain career development by connecting peer advocates with new employees, helping them feel welcomed and inspired.

We also expanded our core leadership development offerings with a new program for middle to senior management.

These global cross-functional programs are specifically designed to help leaders gain a deeper understanding of our vision and strategy, while also equipping them with the skills and mindsets needed to foster inclusive teams, accelerate change, and drive organizational performance.



2023 employee survey results

83%

Average engagement score. Above industry benchmark score for employees who reported feeling engaged, feeling valued, having strong relationships with direct leaders, and feeling committed to our future.

'Innovative', 'safe', 'inclusive', and 'collaborative'

Top words listed by employees as the best descriptions of our culture.

2023 ID&E awards and recognition

Inclusion, diversity, and equity continued



A culture of belonging

Grow our Business Resource Groups (BRGs) by increasing membership by 10% and driving engagement across all groups by 2026.

21%


percentage of global employees engaged in BRGs in 2023

36%

of people leaders at Corteva belonged to at least one BRG in 2023

We have nine Business Resource Groups (BRGs), each made up of Corteva colleagues who volunteer their time and talents to bring fellow colleagues together, celebrate different cultures and backgrounds, and serve our company and our communities.

Our BRGs are strong partners to the business and are actively engaged in various talent sourcing, recruiting, mentoring, retention, and career development initiatives in support of our business goals.



What's next for ID&E?

We continue to focus on expanding our talent pools while finding new and innovative ways to identify, recruit, and retain the best talent. This includes deepening connections with universities and professional organizations, enhancing our early career and internship programs, and more fully engaging our BRG members in talent acquisition efforts.

As we advance our efforts to promote a culture of inclusion, we will continue to explore ways to grow our BRGs and expand their global reach and influence. We will leverage the data and insights from our enhanced employee engagement survey and other feedback channels to draw on our strengths and identify areas of opportunity to continue enhancing the employee experience.

We remain focused on embedding the principles of inclusion, diversity, and equity into our business processes and talent strategies and continue to seek ways to foster a sense of engagement, connection, and belonging among our colleagues. These efforts will support the deep bench of talent needed to deliver the next generation of innovation to agriculture.

Awards and recognitions

We've been recognized for our contributions to our industry and to our planet.



Fortune World's Most Admired Companies
 #1 in Food Production
 #118 overall



Six Green Chemistry Challenge Awards
 U.S. Environmental Protection Agency



S&P 500 Trendsetter
 in political disclosure and accountability



Best Place to Work for Disability Inclusion
 Disability Equality Index



CDP Climate & Water
 Climate Change & Water Security Disclosure in 2023



Conservationist of the Year
 Kauai Soil and Water Conservation District

Additional 2023 awards include Manufacturing Leadership Council Award for Enterprise Integration and Technology, *The Scoop's* New Product of the Year finalist for Vorceed™ Enlist® Corn, and Horizon Interactive Media awards.



Governance and Risk

We have corporate governance arrangements in place that comply with all relevant regulations, align with our enterprise risk management program (including material non-financial risks and opportunities), and direct the delivery of business in line with our purpose and values.

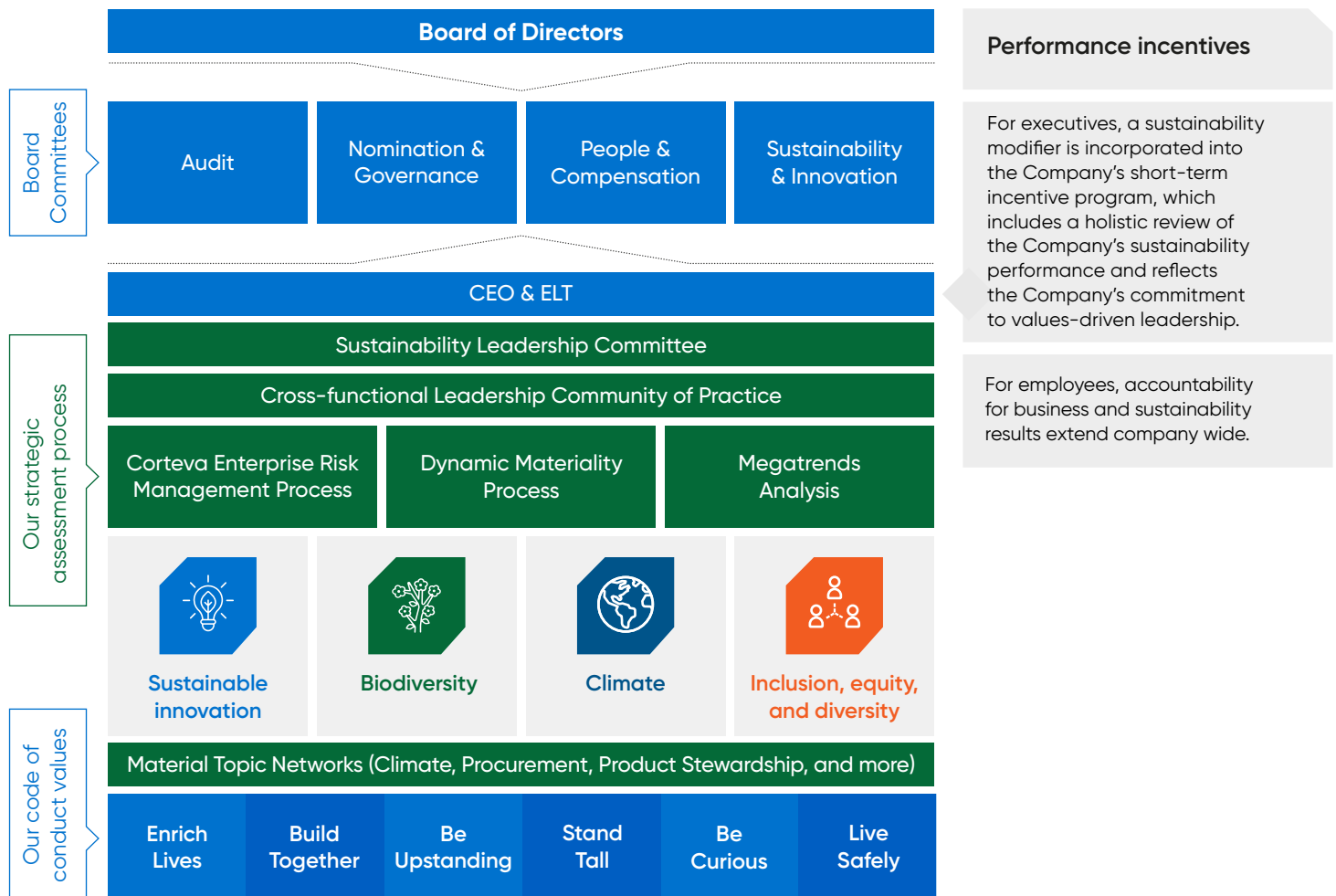
In this section

Sustainability governance	46
Product stewardship and sustainable innovation	50
Employee safety	53
Inclusion, diversity, & equity	55
Climate & GHG emissions	56
Biodiversity, water, and nature	62
Due diligence processes	66
Circular economy	68
Cybersecurity	72
Food security	73
Engaging with communities	75
Public policy, political giving, & tax transparency	77

Sustainability Governance

Sustainability is overseen by the Board and the Executive Leadership Team (ELT). This is achieved through the integrated efforts of our Sustainability Leadership Committee and Community of Practice, ensuring cross-functional collaboration.

Sustainability Governance



Board of Directors sustainability governance

The Board of Directors oversees risks related to business strategy execution and reputation, including risks related to sustainability matters, and to achieving sustainability and financial targets. It assigns the oversight of certain sustainability risks to specific Board committees that provide regular report-outs and make recommendations to the Board.

Sustainability & Innovation (S&I) Committee

The S&I Committee has primary oversight responsibility for sustainability-related goals and strategy related to GHG emissions, biodiversity, and sustainable innovation. It oversees performance towards sustainability commitments and other sustainability-related matters, and provides oversight of the risks related to our innovation pipeline.

Audit Committee

The Audit Committee provides oversight of the Company's financial and cybersecurity risks and internal controls over financial reporting. The Audit Committee also oversees the Company's preparation for new reporting requirements, including non-financial sustainability-related reporting requirements as they become effective.

People & Compensation Committee

The People and Compensation Committee provides oversight of the Company's human capital management practices and ID&E initiatives and aspirations. This committee is also responsible for determining the performance criteria by which our management team will be held accountable under the Sustainability Modifier framework within our short-term incentive program.

Governance & Compliance Committee

The Governance and Compliance Committee retains oversight of our ethics, compliance, and safety programs, which reinforce our values. It provides oversight for enterprise risk management by discussing our major risk and reputational exposures and the steps management has taken to monitor and control such exposures, including risk assessment and risk management policies.

→ [Board committees and risk oversight, including committee charters](#)

→ [Corporate governance guidelines](#)



Executive leadership sustainability governance

On a regular basis, and usually monthly, the ELT meets to discuss various sustainability matters, including environmental, social, regulatory, safety, and economic factors that could potentially impact the Company's strategic progress or performance.

As part of this, the ELT is responsible for driving efforts to advance our sustainability programs and deliver upon our goals and aspirations. For some, sustainability topics, working groups are assembled to achieve Corteva's objectives.



Chuck Magro
Chief Executive Officer

Our CEO, Chuck Magro, is responsible for the establishment and execution of our business strategy, which is foundational to the Company's sustainability priorities. Each member of the Executive Leadership Team reports to the CEO and contributes to our sustainability progress, directly or through their teams, and, as appropriate, provides sustainability-related updates to the Board or its Committees and risk management policies.

The Executive Leadership Team



Dave Anderson
Executive Vice President, Chief Financial Officer
Oversees financial reporting and controls, including our response to sustainability reporting mandates. He also oversees information technology, including the officers responsible for cybersecurity.



Brook Cunningham
Senior Vice President, Chief Strategy Officer
Oversees strategy matters related to our sustainability objectives. In this role, she is responsible for the Company's annual sustainability report and supporting sustainability-related stakeholder engagement.



Tim Glenn
Executive Vice President, Seed Business Unit
Oversees seed-related manufacturing and supply chains. In this role, his team is responsible for identifying and implementing seed-related operational sustainability.



Cornel Fuerer
Senior Vice President, General Counsel
Oversees legal, compliance, public affairs, and communications organizations. In this role, he is responsible for governance and ethics matters.



Robert King
Executive Vice President, Crop Protection Business Unit
Oversees chemical-related manufacturing and supply chains. In this role, his team is responsible for identifying and implementing crop protection-related operational sustainability in addition to direct, upstream and downstream GHG emission reductions.



Audrey Grimm
Senior Vice President, Chief Human Resources & Diversity Officer
Oversees sustainability matters related to human capital management, sustainability incentives, and ID&E initiatives.



Sam Eathington
Executive Vice President, Chief Technology and Digital Officer
Oversees sustainable innovation and biodiversity initiatives.

Risk oversight

To support our corporate goals and objectives, risk appetite, and business and risk mitigation strategies, Corteva maintains a governance structure that delineates the responsibilities for risk oversight activities, and the governance and oversight of those activities, between management and our Board.

The Company's enterprise risk management program is managed by Corteva's Risk Director, who supports management in setting the organization's risk appetite, the identification and prioritization of risks, and risk mitigation activities. The Risk Director reports to the Chief Risk and Compliance Officer, who in turn reports to our General Counsel.

The Board is committed to strong, independent oversight of management and risk through a governance structure that includes our Board committees.

The Governance and Compliance Committee retains oversight of the enterprise risk management program and the recommendations for delegating oversight of certain risks to the Board's committees.

Under this structure, it is management's responsibility to manage risk and bring to the Board's attention risks that are significant to the Company. The Board has oversight responsibility for the process established to report and monitor the most significant risks applicable to the Company.

- [Product stewardship risk and opportunity oversight](#)
- [Climate risk and opportunity oversight](#)
- [Biodiversity, nature, and water risk and opportunity oversight](#)



Topic-specific governance and risk oversight

Product stewardship and sustainable innovation governance and risk oversight

Applying sustainable innovation criteria aligned to the UN Sustainable Development Goals (SDGs) throughout the product development process allows us to ensure the products in our pipeline are continuously raising the bar as we strive to bring the leading sustainable solutions to farmers. This enables us to go above and beyond global regulatory requirements. We also have internal decision criteria and processes, informed by lab and field testing, predictive assays, and models, that need to be achieved before designating a product as a sustainable innovation. These practices allow us to stop development of a product that we learn won't meet stated criteria for safe and sustainable design.

→ Sustainable Innovation

Environmental certification, audit, and verification

In 2019, we designed and implemented a Company-wide global management system to track environmental metrics. This system (GEST) includes the necessary inputs for environmental parameters relevant to the effective management and monitoring of operations, as well as climate-related risks and opportunities. It is consistent with Responsible Care® standards, as well as other globally

accepted standards for specific environmental tracking such as the GHG Protocol. Data integrity is governed through a global data management standard. In 2023, we once again received the Responsible Care Management System certification. This certification covers U.S. crop protection manufacturing facilities (CPM) and corporate Environment, Health, Safety, and Security (EHS&S) governance and supporting tools. Although only U.S. CPM facilities received certification, the corporate EHS&S governance and supporting tools apply enterprise-wide and were also assessed through this process.

Product stewardship

We employ strong governance and process rigor to accelerate productivity, differentiation, and sustainable outcomes through product stewardship, including training for product use. Process rigor extends to each stage of product life, from pre-development to development and advancement, to launch engine, to post-launch monitoring. This results in differentiated efficacy, durability, and ability to help sustainably enhance customer productivity.

Our stringent safety standards, and those of regulatory bodies around the world, help ensure that our products contribute to the delivery of safe and reliable food and also support efforts to protect the environment. Internally, a unique and proactive approach is our industry-leading Predictive Safety Center, which helps design crop protection products with

environmental factors in mind as part of the product development process. We contribute to sustainable practices by complying with all applicable environmental laws and Company policies. Externally, we are aligned to the [United Nations Food and Agriculture Organization's International Code of Conduct on Pesticide Management and Excellence Through Stewardship](#) best practices, and follow registrations, labeling, and stewardship requirements in accordance with local laws.

Our crop protection and seed products containing biotechnology and non-biotechnology traits are closely regulated worldwide, with safety reviews and authorizations completed by individual countries. Periodic reviews and safety monitoring by regulatory authorities may also be completed. Products must meet or exceed stringent human health and environmental risk assessments for their intended use. We use externally recognized methods to test our products, including meta-analysis, laboratory and field studies, and local on-farm testing.

As an example, all growers, applicators, retailers, and seed sellers are encouraged to take advantage of our Enlist® weed control training system. This training helps users become well-versed in recent changes to the Enlist One® and Enlist Duo® herbicide labels, nozzle, and tank-mix selection, additional endangered species protection measures and other helpful information to make successful applications of Enlist® herbicides.

Topic-specific governance and risk oversight continued

Predictive safety

Our industry-leading Predictive Safety Center uses a web of technologies to predict if a product will be safe throughout its life cycle. This evolution from reactive to proactive to predictive includes considering the balance between biological efficacy and favorable human health and environmental safety profiles. The center has three aims:

1. Design solutions to enrich the lives of growers and customers.
2. Optimize and prioritize research and development investments by predicting downstream challenges.
3. De-risk and maximize the probability of safety and regulatory success for the pipeline.

A combination of in silico models and in vitro assays are used to screen molecules and assess their safety at earlier stages in the discovery process. The endpoints for a safety assessment cover different disciplines across the areas of human health and environmental safety, including mammalian toxicology, ecotoxicology, environmental fate and metabolism, and exposure.

Customer information & labeling

We work to ensure customer access to accurate and adequate information on the economic, environmental, and social benefits and impacts of products and services. We comply with, and in some cases exceed, the labeling requirements required to register and sell products locally.

Internal and external review processes help ensure labeling procedures are followed. Our labels, safety data sheets, and product use guides are available [online](#). See more about regulatory considerations driving the requirements for our product safety and labeling in our [Annual Report](#) and our [Regulatory Data Transparency website](#).

→ [Crop protection safety data](#)

→ [Trait stewardship](#)

→ [Plant seed transparency](#)

Stewardship at Corteva

→ [Learn more](#)

Topic-specific governance and risk oversight continued

Framework for responsible use of gene editing in agriculture

We've achieved verification for operating in conformance with the Framework for Responsible Use of Gene Editing in Agriculture (the Framework). The Framework outlines principles and guidelines that organizations can voluntarily follow to demonstrate their commitment to the safe and transparent use of gene editing technology. To achieve verification, we provided objective evidence that the Company has developed and implemented policies and procedures to meet the principles and commitments outlined in the Framework for Responsible Use. This information was reviewed and validated by a professional, third-party auditor to assure the credibility of the verification program.

The Framework was developed by a multi-stakeholder coalition that included representatives from food companies, academia, civil society, technology developers, farmers, and related associations.

It has been publicly endorsed by agriculture and food leaders including BIO, Cargill Inc., Costco Wholesale, FMI – The Food Industry Association, Genus PLC, PepsiCo, and Tropic Biosciences.

The coalition was formed by The Center for Food Integrity to support global acceptance of the responsible use of gene editing technology in the food system.

Learn more about the Framework and the use of gene editing.

Gene editing

Plant breeding is one of the cornerstones of improved agricultural productivity and sustainable food production. As a breeding tool, genome editing holds tremendous promise to allow seed companies to develop or improve plants with the ability to:

- Withstand harsh environmental conditions such as droughts
- Require fewer applications of pesticides to protect crops
- Produce higher yields, reducing the need for more agricultural land

Collaboration to advance shared goals

Through our collaborations with USAID, CGIAR, Bill & Melinda Gates Foundation, and others, we are leveraging our technologies and scientists to bring sustainable innovations to smallholder farmers globally. These farmers, specifically, are facing some of the greatest pest, disease, and climate challenges.

Together, we are advancing new crop varieties and regulatory pathways to boost farmers' access to innovative solutions. These efforts focus on essential crops for the most food-insecure regions, addressing key challenges for smallholder farmers. Through these innovations, we are addressing the need for scientific approaches to increase productivity and sustainability efficiently, alleviating the heavy time and physical labor demands required from farmers.

For example, maize lethal necrosis (MLN) is a viral disease that severely reduces grain yield for smallholder farmers. We, along with partners from CIMMYT, KALRO, USDA and STAK, with funding by the Bill & Melinda Gates Foundation, are using genome editing to develop MLN-tolerant, locally adapted germplasm. After disease and yield testing is completed, this new germplasm will be released to seed companies in Kenya for the benefit

of local farmers and regional food-insecure communities.

As another example, *Striga* is a parasitic weed that targets the roots of sorghum plants, dramatically impacting yield for this major food staple in West Africa. Alongside Kenyatta University, ISAAA AfriCenter, AATF, and with funding from USAID, we are applying gene editing techniques to create a *Striga*-resistant 'smart' sorghum that hinders the host connection by preventing *Striga* germination and parasitism. By measurably reducing *Striga* infection, farmers will see productivity increases and be better equipped to meet the food consumption needs of millions of people in this arid region.

[Learn more about our gene editing collaborations and our CRISPR genome editing guiding principles.](#)

Topic-specific governance and risk oversight continued

Employee health, safety, and security (EHS&S) governance and risk oversight

The safety of our employees, facilities, and the communities where we operate and sell is a priority that is rooted in our Live Safely value and is a core part of how our teams around the world live and work every day. To support farmers and the agricultural industry, we need to provide products in a safe and sustainable manner. For us, that means protecting the health and wellbeing of our employees and their families, as well as our value chain partners and supplemental workforce.

We are working to fulfill our safety commitments by driving elimination of severe incidents and implementing a framework to share expertise and information, to improve safety performance for our customers and the broader agriculture industry.

EHS&S governance

The Governance and Compliance Committee of the Board of Directors oversees enterprise EHS&S risks and periodically reviews metrics to track performance and focus improvement efforts. This includes reviewing and providing input to the management team regarding current and emerging issues and reporting periodically to the Board on EHS&S as well as distribution safety & security, quality, product, regulatory, compliance, and stewardship matters affecting the Company. Our [Supplier Code of Conduct](#) reinforces EHS&S with our upstream and downstream business partners, including environmental systems and reporting.

→ [EHS&S commitment statement](#)

Emergency planning & response

Emergencies can strike suddenly, whether an act of nature like a hurricane, flood, or earthquake, or as a result of an operational malfunction. Through the Responsible Care® initiative, companies belonging to the American Chemistry Council (ACC) commit to prepare for emergency situations that can affect the safety and stability of facilities and surrounding communities. The Responsible Care® management system includes emergency planning requirements based on potential

risks a facility might face. Individual facility risks may vary, based on the facility's location (e.g. near a flood plain), time of year (e.g. hurricane season), the types of chemicals used and produced at the facility, and requirements for preparedness plans in compliance with requirements from local, state, and national authorities.

Responsible Care® companies:

- Identify, assess, and prioritize potential facility operational risk to understand what potential hazards might arise from their operations, how those hazards may translate into potential risks, and how to manage those risks
- Establish and maintain procedures to prepare for and respond to accidents and emergency situations that may occur and help prevent or mitigate associated impacts.
- Periodically test their emergency response procedures, train employees about the safety obligations for their specific jobs at the facility, and work closely to coordinate their emergency preparedness plans with local, state, and national authorities

→ [Emergency planning & response](#)

Topic-specific governance and risk oversight continued

Industry performance

For nearly 35 years, companies practicing Responsible Care® have worked to significantly enhance their EHS&S performance. Participation in Responsible Care® is mandatory for all ACC members and Responsible Care® Partner companies, all of which have made CEO-level commitments to the program, including:

- Signing the [Responsible Care® Guiding Principles](#)
- Tracking and transparently reporting [Company performance on environmental, health, safety and security metrics](#)
- Undergoing [third-party audit and certification to Responsible Care® Management System \(RCMS®\)/RC14001®](#). Implementing the [Product Safety, Process Safety and Security Codes](#)
- Driving [safety & industry Performance](#)

Management system certification & third-party assurance

Our efforts to assess, monitor, and reduce exposure of employees and contract workers to safety and health risks are guided by our EHS&S program, policies, and standards. This includes efforts contributing to our safety improvement goals and is consistent with guidance in our [Code of Conduct](#). We maintain an Occupational Health and Safety (OH&S) management system that has been implemented based on legal requirements and recognized risk management standards and guidelines.

→ [Management system certification](#)



Process Safety Management

Corteva is committed to ensuring the safety of our employees, contractors, and the community. We recognize that process safety is a critical component of our operations and is essential to achieving our business objectives. To this end, we have developed a Process Safety Management System that is based on the Center for Chemical Process Safety Guidelines for Risk Based Process Safety. The program is compliant with the American Chemistry Council (ACC) Responsible Care® Process Safety Code and is in alignment with the Corteva EHS&S Live Safely Commitment Statement.

Our PSM System is designed to ensure that we identify, evaluate, and manage the hazards associated with our processes. It is also designed to ensure that we have the necessary controls in place to prevent incidents from occurring and to minimize the consequences of incidents that do occur.

Topic-specific governance and risk oversight continued

Inclusion, diversity, & equity governance and risk oversight

Non-discrimination & harassment

Beyond the Code of Conduct, internally we publish detailed non-discrimination policies outlining expectations that apply to all employees globally. These policies discuss specific non-discrimination topics, including prohibiting sexual and non-sexual harassment, and reinforcing escalation processes and corrective or disciplinary actions that may result. Employees are required to complete trainings on workplace discrimination and harassment at least every two years or required annually by law.

Incidents are reviewed regularly; we disclose incidents to the Board on at least an annual basis and usually quarterly. In 2023, there were 41 substantiated reportable incidents globally of violations to the Discrimination, Harassment, and Retaliation Prevention Policy or the Respect & Responsibility Policy. As result of these cases, 21 involuntary termination actions were taken, and 20 cases had disciplinary action and/or remediation plans implemented.

We follow all employee laws in the countries where we operate by jurisdiction, most of which prohibit activities that involve child labor, forced or compulsory labor, violations of the rights of indigenous people, and other human rights issues. To enforce these human rights principles in action, we post signage in physical offices to convey our zero-tolerance stance on child labor, forced or compulsory behavior, discrimination, and other unethical workforce practices. For example, we take a proactive approach to these concerns in India, with certain measures such as community training guided by the UN Declaration on Human Rights, the International Labour Organization Declaration on Fundamental Principles and Rights at Work, and the Indian Legal Provisions on Child Labor.

Employee training & development

Training and development tools are provided through the development of curricula developed both internally and by third parties for compliance, enrichment, and upskilling. See Human Capital Management in our [2024 Proxy Statement](#).

Mandatory training for employees covers human rights parameters

including safety, information and personal security, inclusion, ethics and Code of Conduct, anti-corruption, harassment prevention, wellbeing, and other topics. Each mandatory training has a targeted audience, many of which are Company-wide requirements (examples include vehicle safety, harassment prevention, Code of Conduct), as well as other targeted regional, country, business, or task-specific audiences (examples include antitrust training, procurement procedures). Company-wide requirements are typically focused on the full-time and part-time workforce, whereas some trainings are also required of contractors within the organization (for example, information security and vehicle safety). In addition to training, other benefits such as paid tuition programs are offered.

In 2023, we launched new leadership training programs for middle to senior management. The programs nurture high performance by building a deeper understanding of our vision and strategy, as well as leaders' core competencies.

Topic-specific governance and risk oversight continued

Climate & GHG emissions governance and risk oversight

Our GHG Governance framework is built on a foundation of science-based strategic action. Guided by the S&I Committee's charter that explicitly designates responsibility for the oversight of climate-related risks and opportunities, our leadership is committed to a rigorous review and monitoring process of our climate-related strategies and performance. This process ensures that our climate action goals are not only set but also met with accountability. Our governance extends across various business units, with clear roles defined for executives and a Company-wide commitment to sustainability that translates into specific, measurable performance goals.

Climate-related strategy, governance, risk and opportunity oversight, and performance monitoring is overseen by the following business units and committees:

S&I Committee of the Board:

Board-level oversight of climate governance, strategy, risk management, and performance, and the Company's innovation pipeline and sustainability efforts.

Sustainability Leadership

Committee: Committee comprised of senior management that meets regularly to gain alignment and discuss climate-related matters.

Executive Vice President of Crop

Protection: Oversees Scope 1, 2, and 3 governance, strategy, risk management, and performance.

Chief Technology and Digital Officer:

Supports our sustainable innovation product criteria that have impact on GHG emissions and biodiversity.

Chief Strategy Officer:

Supports development of climate-related strategies, assessment of sustainability risks and opportunities associated with potential growth projects, and alignment of capital allocation decisions with the Company's enterprise corporate strategy and sustainability risk appetite.

Risk and opportunity management

Climate-related risks and opportunities are assessed, managed, and monitored across all business functions on a regular basis – including R&D, strategy, operations, and others. Management evaluates climate-related issues in the context of strategic opportunities for growth, sustainable innovation, and operational efficiency.

As we consider strategic capital investment, we consider impact on emissions, along with other factors including return on investment. As part of our commitment to sustainable innovation, R&D considers climate impacts and opportunities in the development of next generation products that enable climate-smart agriculture to adapt to the impacts of weather more effectively. Operations monitor, manage, and respond to usually short-term and medium-term climate-related impacts and opportunities.

Topic-specific governance and risk oversight continued

Corteva’s climate risk and opportunity assessment journey

To better understand the Company’s climate-related risks and opportunities, we conducted a qualitative climate assessment in 2021. This assessment considered a range of factors and included scenario analysis to understand physical risks through Representative Concentration Pathways (RCP) 4.5 and 8.5, and transitional risk assessment through IEA NZE 2050, IEA SDS, and IEA STEPS. Through this initial assessment, we noted that existing scenarios available to the

agriculture sector lacked specificity. To provide guidance on ensuring industry-aligned scenario analysis, we worked alongside the World Business Council for Sustainable Development (WBCSD) and 13 other leading food, agriculture and forest product companies to develop a set of new climate transition scenarios for our sector in 2022. Additionally in 2023, we initiated internal work to sharpen our qualitative and quantitative climate risk assessment based on the time horizons of 2030, 2040, and 2050. In this analysis, we focused on regions of most significance to our business, while integrating the new scenarios created in coordination with the

WBCSD (commodity pricing, acreage, yield projections).

In 2023, we began to advance our climate risk assessment processes through the development of nature and climate resilience analytics, enabled by geospatial data to identify climate and nature risk exposure to our operations.

Physical climate risk modelling

For Corteva climate physical risk modelling, we use best-in-class tools and globally accepted decarbonization scenarios that includes RCP 8.5 and 2.6. We also use best-in-class tools that rank the highest for hazards covered and geographical reach.

Physical climate risk scenarios	Scenario description
RCP 8.5°C high-emissions scenario	Under RCP 8.5°C, emissions continue to rise throughout the 21st century and is generally considered to be the worst-case climate scenario where temperature increases by about 5°C by 2100.
RCP 2.6°C stringent pathway scenario	Under RCP 2.6°C, carbon dioxide emissions start to decline by 2020 and reach zero by 2100, also requiring methane emissions to reduce to approximately half of 2020 levels, while sulfur dioxide emissions decline to approximately 10% of those of 1980.

Physical climate risks

Property damage: The risk of physical damage to the property impacting asset value.

Business interruption: The risk of business interruption due to down days and the property impacting revenue and costs.

Hazard	Acute	Chronic	Description	Potential impact on Corteva Agriscience
Extreme heat	✓	✓	Occurs due to a prolonged period of excessively hot weather.	Heat is a failure-only hazard, which could halt production.
Extreme wind	✓		Occurs due to extreme wind events that produce sustained gusts of wind.	Extreme wind can cause property damage and interrupt production.
Surface water flooding	✓		Occurs when the ground is over-saturated and/or drainage systems overflow and the excess water cannot be absorbed or drained away.	Surface water flooding can cause property damage and interrupt production.
Riverine flooding	✓		Occurs when streams and rivers exceed the capacity of their natural or constructed channels to accommodate water flow and water overflows from the banks, spilling out into adjacent low-lying, dry land.	Riverine flooding can cause property damage and interrupt production.
Soil subsidence		✓	Occurs due to the downward movement of soil, usually due to withdrawal of moisture.	Soil subsidence can cause property damage if low groundwater causes foundations to shift.
Forest fire	✓		Occurs due to uncontrolled fire in an area of combustible vegetation.	Forest fires can cause property damage and interrupt production.
Coastal inundation	✓	✓	Occurs due to sea level rise and storm surges.	Coastal inundation can cause property damage and interrupt production.

Topic-specific governance and risk oversight continued

Climate transition risk modelling

Assessment of transitional risks is based on potential scenarios for legislation, technological development, or market conditions. Assessment is based on short-, medium-, and long-term horizons, with consideration given to the expected lifetime of the assets or activities. Our assessment includes upstream and downstream activities.

Each risk or opportunity is measured as the range between the decarbonization scenario (1.5°C and <2°C) and the baseline scenario (>3°C) values in 2050. All risks use the following scenarios:

Climate transition risk scenarios	Scenario description
>3°C Historic Trends Scenario	>3°C Historic Trends represents a scenario in which climate action remains stable at current levels creating limited transition risks, but the world fails to limit global warming to manageable levels, resulting in substantial future physical risks. This scenario has low levels of transition risk.
<2°C Coordinated Policy Scenario	<2°C Coordinated Policy Scenario is a scenario where timely policy and regulation work to curb emissions in an orderly fashion, decreasing the physical risk of climate but increasing the transition risk. This scenario has moderate levels of transition risk.
1.5°C Innovation Scenario	Under 1.5°C Innovation Scenario, large demands from the energy system for bioenergy with carbon capture and storage (BECCS) ² , coupled with greater-than-historic yield growth in agriculture and government support for R&D, enables early decarbonization and limited physical impacts of climate. This scenario has high levels of transition risk, but may be muted by technological progress.

¹ Protected areas refer to areas which are under "strict protection" (WDPA Cat I, II), i.e. human activity is limited and controlled.

² BECCS include agricultural residues & waste and energy crops specifically grown for use as fuel.

Climate transition risks

Technology: Unrecovered investment in genetically modified organisms and gene-edited seed products.

Market: Change in costs of Corteva inputs, including raw materials, energy and labor. Change in revenue due to market drivers, such as shifting protein and starch demand.

Policy & Legal: Change in revenue from regulatory compliance related to land use and protected areas. Change in costs from a real or implied future price on carbon across global operations.

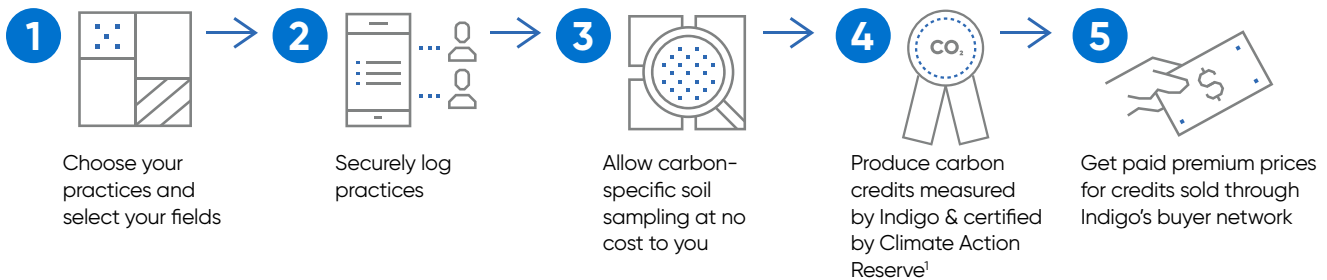
Topic-specific governance and risk oversight continued

Opportunity: Managing the footprint of our operations

	Risk type & primary climate-related risk driver	Where in the value chain does the risk driver occur?	Likelihood of risk	Potential impact to Corteva	Velocity of risk
	Government policy, technology development	Direct operations	Medium	Medium	Medium 5-10 years
What is the opportunity?	There are opportunities for Corteva to explore renewables and energy efficiency as levers for achieving the Company's commitment to GHG reduction. This opportunity may focus on Corteva's operations as well as suppliers becoming more efficient or using renewable energy.				
What is Corteva doing about it?	Corteva is working to reduce GHG emissions while enabling a more resilient agriculture value chain. Corteva has an established climate strategy, including appropriate Scope 1 and 2 GHG reduction targets. The Company is seeking ways to reduce its impact and providing tools and incentives for customers to do the same. Corteva champions climate-positive agriculture, utilizing carbon storage and other means to remove more carbon from the atmosphere than it emits without sacrificing farmer productivity or ongoing profitability. Learn more in Our Focus: Climate to see how Corteva is reducing Scope 1 and 2 emissions.				

Opportunity: Valuing climate-resilient products

	Risk type & primary climate-related risk driver	Where in the value chain does the risk driver occur?	Likelihood of risk	Potential impact to Corteva	Velocity of risk
	Government policy, market demand	Upstream	High	High	High <5 Years
What is the opportunity?	Climate regulations may support accelerated efforts for climate-resilient agriculture. Corteva can partner with customers and offer decision science tools and products to help them access market opportunities for climate-resilient or low-carbon agricultural products.				
What is Corteva doing about it?	Corteva Carbon Solutions are designed to simplify and enable the path to profitability for farmers who adopt new climate-positive practices for sequestering carbon and reducing on-farm GHG emissions. This initiative leverages the full spectrum of our seed, crop protection, biologicals, decision science, and agronomic expertise, while providing farmers with access to new markets through a simple, flexible way to sell carbon credits for a fair price on their terms.				



¹ The Climate Action Reserve is an independent nonprofit that establishes strict standards for quantifying and certifying GHG emissions reduction projects to ensure the integrity, transparency, and financial value in the North American carbon market.

Topic-specific governance and risk oversight continued

Opportunity: Targeted and integrated crop technologies

	Risk type & primary climate-related risk driver	Where in the value chain does the risk driver occur?	Likelihood of risk	Potential impact to Corteva	Velocity of risk
	Market demand	Upstream	High	High	High <5 years
What is the opportunity?	Corteva has opportunities related to the integration of crop protection, seed, biologicals, and data analytics. These solutions can reduce climate impacts by reducing overall inputs, potentially reducing land use through increased yields, as well as other potential benefits from on-farm data collection and digital services to support climate adaptation.				
What is Corteva doing about it?	Corteva has formed a unified Decision Science organization within its R&D business unit, enabling data analytics needs from the earliest parts of the R&D pipeline all the way to the digital sustainable solutions being used by farmers. Learn more about Corteva Decision Science Solutions.				

Examples of how we market these solutions to farmers:



Granular Insights

Granular Insights

- The easiest way for farmers and their advisors to collaboratively plan, grow, and analyze each field.
- Make confident decisions with data-driven insights and harness the power of your data to boost yield and protect the bottom line.
- Get the most value from your seed investment with field-by-field plans that tailor variety and hybrid, rate, and placement to every acre you plant.
- Collaborate with your team to ensure that every acre achieves its full potential.



LANDVISOR®

LandVisor™ solution

Get a comprehensive view of your land, revealing actionable insights to make the right decisions at the right time. LandVisor combines sophisticated imagery, data, decision science, and expert guidance to give you confidence in your land management decisions.

Topic-specific governance and risk oversight continued

Opportunity: Crop protection technologies

	Risk type & primary climate-related risk driver	Where in the value chain does the risk driver occur?	Likelihood of risk	Potential impact to Corteva	Velocity of risk
	Market demand	Upstream	Almost certain	High	High <5 years
What is the opportunity?	Corteva continues to advance crop protection offerings, many of which can help to address climate-related challenges. For example, nitrogen fertilizer is a source of on-farm emissions. Corteva continues to focus on nitrogen efficiency by delivering products that promote the retention of nitrogen in the soil and support profitability. There may be further opportunities for increased market demand for products that improve nitrogen efficiency which reduce emissions while supporting farmers' businesses.				
What is Corteva doing about it?	<p>Optinyte™ nitrogen stabilizer technology reduces denitrification, reducing the escape of GHG into the atmosphere. Conclusions from a meta-analysis were that, on average use of Optinyte™ technology resulted in a 51% reduction of nitrous oxide (N₂O) emissions and a 16% decrease in soil nitrogen leaching. The stabilization of nitrogen resulted in a 7% increase in crop yield by extending nitrogen availability in the soil for up to eight weeks during critical growth stages. Optinyte™ can also be mixed into liquid manure applications, providing a 10-12 bushel per acre yield increase.</p> <p>Utrisha™ N nitrogen optimizer technology, a natural-origin biostimulant, enables plants to fix nitrogen from the air as a sustainable supplemental nitrogen source.</p> <p>Learn more about our journey towards measuring product-related GHG reduction benefits.</p>				

Environmental benefits:

- Stabilized nitrogen reduces leaching or loss from denitrification
- Less nitrate loss in waterways
- Reduces emissions of GHG into the atmosphere

Yield gain

- Increased yield in corn, cereals, and other crops
- Improves crop quality and plant health
- Protect the environment
- Reduce nitrate and GHG losses
- Improved efficiency
- Keep nitrogen in the root zone
- Greater productivity
- Maximize yield

Opportunity: Advanced seed technology

	Risk type & primary climate-related risk driver	Where in the value chain does the risk driver occur?	Likelihood of risk	Potential impact to Corteva	Velocity of risk
	Government policy, technology development	Upstream	High	High	Medium 5-10 years
What is the opportunity?	Corteva is exploring new technologies and climate-related products. New genomic techniques may allow Corteva to increase yield potential and yield protection, resulting in climate resiliency being further integrated into seed products.				
What is Corteva doing about it?	<p>Corteva achieved verification that the organization is operating in conformance with the Framework for Responsible Use of Gene Editing in Agriculture. The Framework outlines principles and guidelines organizations can voluntarily follow to demonstrate their commitment to the safe and transparent use of gene editing technology.</p> <p>Gene editing techniques can allow seed companies to enhance crops to make them more resilient to environmental stresses and pests, while also producing higher yields, reducing the need for agriculture-related land-use change.</p> <p>Learn more about the Responsible Use of Gene Editing.</p>				

Topic-specific governance and risk oversight continued

Biodiversity, water, and nature

Governance related to biodiversity and water reflects our proactive engagement with the nature ecosystems integral to our business. Our strategic actions include innovative product development and collaborative partnerships aimed at preserving biodiversity. We're not only pioneering in product and productivity innovations that support ecological balance but also operational improvements that contribute to a healthy environment.

Nature in our value chain

Ensuring quality data through surveying and baselining was pivotal to comprehending and adopting leading biodiversity practices both upstream and downstream of our operations. We undertook soil health surveys among our seed growers to identify sustainable land practices, including tillage avoidance, grassing waterways, biofiltration, and crop windbreaks. Additionally, we conducted extensive surveys across all our operations, encompassing seed, crop protection, and R&D business units, to gain insights and further define our biodiversity performance.

This comprehensive understanding of effective measures employed across our sites and among our growers is instrumental in enhancing our ability to evaluate and implement biodiversity practices more effectively in the future.

In 2023, Corteva also embarked on two pivotal Taskforce on Nature-related Financial Disclosures (TNFD) pilots in collaboration with a private sector startup and collective effort among 23 global businesses. These pilots were conducted to learn and guide development of the TNFD, and advance agriculture's biodiversity and water financial opportunities, fundamental to our business.

The Keystone pilot case study was a deep dive into the biodiversity interactions at five of our global R&D centers. It involved a detailed assessment of the TNFD's LEAP framework, to better understand biodiversity values and water impacts. This enabled us to prioritize locations and understand the nature-related opportunities and dependencies linked to our operations. [Learn more about our pilot efforts here.](#)

The WBCSD pilot provided a broader and more collective lens among 23 global businesses, integrating nature-related risks into our financial planning and decision-making processes. It helped quantify the financial impacts of biodiversity and ecosystem services on our operations, bridging the gap between ecological management and economic outcomes. [Learn more about our pilot efforts here.](#)

These comprehensive pilots enhance our understanding of operational and product development strategies. The insights gleaned are instrumental in forging a path toward sustainability that recognizes the intrinsic value of biodiversity and the pivotal role of water stewardship in securing nature-related financial opportunities.

By leveraging the outcomes of these TNFD pilots, we are pioneering a framework that aligns financial success with environmental responsibility. This dual approach reinforces our sustainability targets, including our aim to support biodiversity on 25 million acres by 2030 and sustainable product innovation criteria aligned to SDG 6: Clean Water, reflecting our unwavering commitment to ecological stewardship as a cornerstone of our corporate strategy.

→ [Learn more about our sustainable innovation strategy](#)

→ [Learn more about our biodiversity strategy](#)

Topic-specific governance and risk oversight continued

Water use in our value chain

Our annual global water-risk assessment, covering all facilities with water usage exceeding 100,000 gallons per year, reveals that around 20–30% of our global physical plant assets are in water-stressed areas. This assessment identifies fewer than five of our crop protection manufacturing facilities and about 40 of our R&D and seed manufacturing facilities that are potentially exposed to water risks. These facilities are spread across various regions, including parts of North America, Europe, Asia, and Africa, which are known to face significant water stress.

We acknowledge that water is a critical resource for our operations, as it is used as an ingredient in our products, and our contract growers use water for growing seeds. Therefore, any disruption in water availability could potentially impact our production capabilities and financial performance. However, we have implemented robust water stewardship policies and practices to adapt to these risks. These include encouraging the reuse and recycling of water in water-stressed regions, implementing Zero Liquid Discharge facilities, and strategically locating our most water-intensive activities, like biological fermentation, at sites where water and wastewater technology is plentiful.

Given the global presence of agriculture, our seed manufacturing and R&D operations engage with regions where water risk is a significant concern, in contrast to our crop protection sites, which are strategically located in areas with plentiful water.

Our seed manufacturing and R&D operations are strategically positioned to address the critical need for resilient agriculture. Our efforts underscore our dedication to enhancing agricultural productivity and supporting the global food supply by empowering farmers with solutions tailored to thrive in water-limited conditions.



Topic-specific governance and risk oversight continued

Conservationist of the year, Hawaii

Our Waimea R&D Research Center in Hawaii has been named Conservationist of the Year by the Kauai Soil and Water Conservation District. The farm showcases diverse cover cropping, native tree breaks, water-saving techniques, and grassed banks of waterways that prevent erosion, among other nature-sensitive practices.

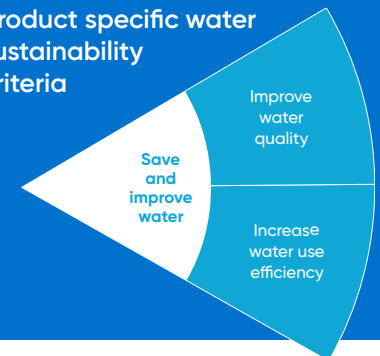
It is here, within areas of agriculture acres that experience high levels of water stress, that our sustainable innovation goal's product-specific criteria for water

use and water quality come into play, presenting substantial opportunities to enhance water security on a global scale. These criteria are a cornerstone of our sustainable innovation goal criteria, guiding our efforts in new product development.

As of 2023, we have made substantial progress on this goal within our pipeline; approximately 80% of our new crop protection products are designed to meet criteria that enhance water quality and minimize groundwater risk, surpassing existing baseline benchmarks. Furthermore, 100% of new seed products in our pipeline are crafted to exceed

existing standards in water-use efficiency. These criteria are not only in place to support growers who may be at risk due to seasonal and longer term droughts, but also to fortify our supply chain to our customers, who rely on our innovations to manage water stress effectively.

→ **Learn more about Corteva's product specific water sustainability criteria**



2023 water stewardship stakeholder engagement

Alongside the 2030 Water Resource Group, we organized an on-the-ground multi-stakeholder visit to direct seeded rice (DSR) fields at Rahi in the Rae Bareli district.

The field tour brought together a diverse group of stakeholders with a shared objective of sustainable farming, increasing water use efficiency, and decarbonizing farming.

A highlight of the tour was a showcase of our AcreNext® comprehensive DSR solution, which includes Pioneer® hybrid rice seed, weed management, sowing service, and advisory package (see more on the next page).

Our goal was to show how DSR has resulted in substantial water savings per acre.

By helping our customers and suppliers adopt more sustainable practices, we can create a more resilient and sustainable value chain.

This initiative has the potential to contribute to long-term water security in the regions where we operate, benefiting both our suppliers and the broader community.



→ **Water consumption data**

Topic-specific governance and risk oversight continued

Direct Seeded Rice (DSR)

AcreNext® Next Generation Rice Farming is our flagship DSR product that promotes sustainable farming practices.

We work closely with farmers to help them transition from traditional transplanted rice to DSR through technologically-advanced hybrid seed with higher yield potential which is better suited for mechanized direct sowing and compatible with highly-efficient crop protection solutions.

This innovative approach not only reduces the labor-intensive process of rice transplantation but also significantly conserves water by eliminating the need for puddling – a high-energy requirement to hold water in the field, used in traditional rice planting methods.

Our aim is to transform traditional rice farming methods to DSR to reduce agriculture’s water usage, aligning with our goal to increase water use efficiency. We are also helping to improve water quality by promoting better soil health and reducing GHG emissions.

This solution shows that sustainable agriculture practices are not only beneficial for the environment but also economically viable for farmers, contributing to their socio-economic empowerment.

Our engagement with farmers promotes sustainable farming practices that conserve water and enhance supplier productivity.

Impact of transitioning to DSR

We’re helping farmers adopt this new approach through various training programs, field demonstration sessions, market linkages, market-based sustainability financing, and agronomy assistance.

This creates multiple positive impacts, including:

- Increasing the sustainability of livelihoods based on agriculture
- Reducing water usage by up to 40%
- Improving soil health
- Reducing GHG emissions by up to 45%
- Reducing manual labor by up to 50%

These outcomes directly contribute to the United Nation’s SDG 6 sustainable innovation criteria of improving water quality and increasing water use efficiency.



Topic-specific governance and risk oversight continued

Due diligence processes

Human rights due diligence

Corteva welcomes suppliers – and any other stakeholder – to report any concerns via the Company’s confidential, anonymous, and multilingual [hotline](#) or [web reporting form](#). The Company does not tolerate retaliation against anyone who in good faith reports suspected misconduct or anyone who assists with an investigation.

Corteva works with business partners who share our commitment to the highest ethical standards. This includes those committed to the protection and advancement of human rights, with a zero tolerance of the use of forced labor, slavery, human trafficking, the exploitation of children, or their engagement in hazardous work.

As a member of the United Nations Global Compact (UNGC), Corteva is committed to aligning our operations and strategies with their principles on business and human rights, including the “protect, respect, and remedy” framework and its principles of due diligence.

Suppliers are required to agree or attest to Corteva’s Supplier Code of Conduct within their contract terms, including acknowledging our zero-tolerance policy on human

rights violations. Together with our worldwide subsidiaries, we require that all global vendors, contractors, and suppliers of any product or raw material, wherever it originates, apply our [Human Trafficking, Child Labor and Forced Labor Principles](#). These expressly outline zero tolerance and if any claim against them was found to be true, would ultimately terminate the contract. Additionally, it is the responsibility of local management to implement and ensure compliance with these principles at our facilities in each region around the world.

We assess our own business as well as those acting on our behalf within our supply chain. To identify human rights concerns, we have a grievance mechanism in place to ensure concerns regarding adverse human rights impacts are raised. We choose to work with business partners who share our commitment to the highest ethical standards. We are committed to the protection and advancement of human rights and will not tolerate the use of forced labor, slavery, human trafficking, the exploitation of children, or their engagement in hazardous work. Evaluations are integrated into other assessment and management processes and are based on material issues regardless of where they’re identified within the value chain.

[→ UNGC communication on progress](#)

Supplier sustainability risk assessments

Under our membership in [Together for Sustainability \(TfS\)](#), we undertake rigorous assessments and audits of our supply base, examining the suppliers’ approach to the environment, social responsibility, ethics, and the supply chain. Assessment methodology is built on international standards, including the Global Reporting Initiative (GRI), UNGC, Responsible Care® principles and ISO26000. Evaluation criteria include policies, actions, and results. Documentary evidence is required, and third-party certifications are considered.

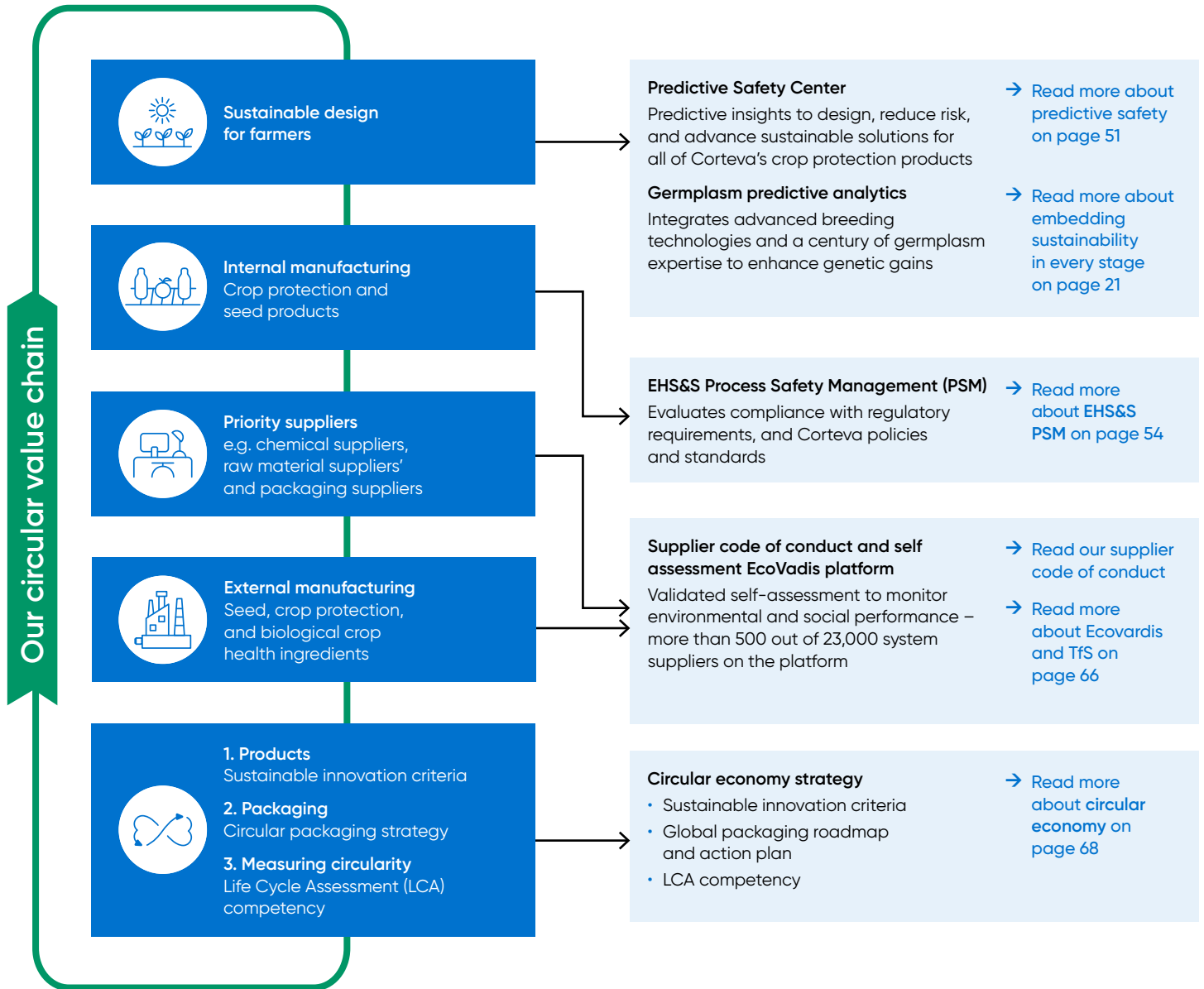
Performance is assessed in the areas of management, environment, health and safety, labor and human rights, and issues of ethical corporate governance. The measures introduced are then reviewed via re-assessments or audits. A scorecard, including overall assessment score, score by category and any strengths or improvement opportunities is created. A corrective action plan is put in place where required. Follow-up monitoring and subsequent supplier management are the responsibility of the individual member companies. An online platform is used to make the results available to all members of the initiative.

TfS community member KPIs	Description	2023 target	2023 target achieved by
KPI1	TfS assessments actively managed by TfS members	15,000	113%
KPI2	TfS assessments conducted and shared across TfS members	9,000	127%
KPI3	% improved assessments	64%	97%
TfS community member audit KPIs	Description	2023 target	2023 target achieved by
KPI1	TfS audits actively managed by TfS members	1,000	999%
KPI2	TfS audits conducted and shared across TfS members	500	98%

[→ Corteva’s external impact](#) [→ Supplier code of conduct](#)

Topic-specific governance and risk oversight continued

Sustainability due diligence throughout our value-chain



Topic-specific governance and risk oversight continued

Circular economy

From product design to packaging production, we adopt a circular economy approach to minimize our environmental impact. We are also leaders in measuring product impacts on the environment through our internal LCA competency governed by an international recognized set of ISO standards.

Circular product innovations

For new seed and crop protection active ingredients, we have established thresholds for each sustainable innovation criteria and an expectation that each new innovation has at least one notable sustainability advantage across the categories.



89% of our new crop protection products in 2023 have a sustainability advantage aligned to UN SDG 12: Responsible Consumption and Production, specific to the following thresholds:

- Reduction in use rate, reduce waste, and improve product application efficiency
- Use sustainably sourced renewable inputs
- Formulation innovation resulting in better hazard classifications, using safer materials in finished products

Sustainability advantages that benefit SDG 12

The reduction in use rate



Rinskor™ replaces older synthetic chemistries and is applied to crops at an up to 150 times lower use rate - one that could potentially avoid more than one million tons of CO₂-equivalent over the next five years across the cumulative acres applied.

Using sustainably sourced inputs



Launched to help control key diseases in cereals and other critical food crops like bananas, Inatreq™ can degrade into inert natural carbon compounds in just under two days, which is 100x faster than other products.

Formulation innovation resulting in better hazard classifications



Enlist One® and Enlist Duo® herbicides were granted seven-year amended registrations by the Environmental Protection Agency following its new process related to the Endangered Species Act. The EPA's updated assessment, resulted in the addition of targeted risk mitigation measures to Enlist® herbicide labels, providing additional protections for more endangered species. These updates will help ensure the use of Enlist® herbicides in accordance with the label and will allow growers to capture the benefits of the Enlist® weed control system, while also helping protect endangered species.

Topic-specific governance and risk oversight continued

Circular packaging innovations

Our circular packaging strategy is three-fold:



Our commitment to sustainability is exemplified through our strategic approach to managing the use of plastics in our operations. Recognizing our role as a significant user of plastics, particularly in the formulation and coating of our products and in our extensive packaging processes, we are dedicated to adopting practices that align with the principles of a circular economy. Our initiative begins with a thorough mapping of plastic use across our value chain. This evaluation serves as a foundation for identifying key stages where plastics are integral to our operations and where we can significantly reduce our environmental impact. The focus of this exercise spans from product formulation to the final stages of packaging, highlighting areas for improvement and innovation in plastic usage.

At the forefront of our efforts is the integration of a circular economy model in our packaging practices. In 2022, we conducted a comprehensive, global packaging component gap assessment. The findings from this assessment have been instrumental in developing a global roadmap and action plan into 2023. These initiatives are centered around increasing the recyclability and reusability of packaging materials. Key strategies include transitioning to mono-material components for easier recycling, optimizing the efficiency and performance of packaging materials, and substituting virgin plastics with recycled alternatives.

Plasma barrier project

A pivotal aspect of our journey involves the implementation of our plasma coated HDPE project across Brazil, Paraguay, Argentina, Chile, and Uruguay. This pioneering project is dedicated to improving the sustainability of packaging by incorporating plasma barrier technology into the production of HDPE bottles.

This shift to using a singular material, HDPE, which is readily recyclable, marks a significant step forward in replacing multi-layer co-extrusion processes. The plasma treatment, conducted in a safely controlled environment, is applied to the inner wall of the container within a shielded and sealed reactor, ensuring safety and efficiency.

What is plasma?

Plasmas are ionized gases and vapors which, in addition to ions and electrons, also contain chemical radicals and a large number of electronically excited particles.

Plasma applied over the bottles: Plasma radicals and ions react with molecules on the surface. Therefore, a chemical bond is obtained between the surface and the coating. The coating is created by fixing other radicals and plasma ions.

Topic-specific governance and risk oversight continued

Packaging improvements

In 2023, we launched a new range of plastic packaging in Europe, Middle East, & Africa (EMEA) to replace our previous portfolio.

The benefits of this new, branded, and optimized packaging include:

1. Containers leading to 45 MT of plastic packaging reduction in the market
2. Elimination of induction sealed cap leading to better recyclability of caps
3. Elimination of non-essential plastic measuring device representing 44 MT plastic reduction
4. Carton case optimization with 30% less material
5. Optimization of goods delivery on pallet reducing GHG transportation footprint



We maintain a vigilant focus on the broader impacts of our plastic use, particularly in relation to environmental and community health.

Our global packaging council and regional teams are tasked with making sustainable packaging decisions. They play a pivotal role in driving us toward more responsible plastic management, emphasizing both environmental protection and community welfare. This commitment extends to participating in global recycling and collection schemes, such as the Ag Container Recycling Council (ACRC) in the U.S.

Adhering to extended producer responsibility principles, we manage the environmental impacts of our products throughout their lifecycle, including packaging.

This comprehensive approach mitigates any financial or strategic risks associated with plastic use. We are actively engaged in finding sustainable alternatives to plastics, reducing our dependence on them and promoting environmentally friendly options.

Through these efforts, we are not just minimizing our environmental impact but also setting a benchmark in sustainable practices within the agricultural sector.

Our proactive and comprehensive approach to plastic management underlines our commitment to safeguarding the planet and ensuring the welfare of future generations.

Topic-specific governance and risk oversight continued

Measuring the circularity and environmental Life Cycle Assessments (LCA) of our products

We have established an internal LCA competency: a science-based, holistic approach to quantifying environmental impacts across the value chain of a product or process. Industry, academia, and government agencies have applied LCA for many purposes over the years.

Impacts are considered across the full value chain, including raw material production and delivery, direct operations, use, and end-of-life scenarios. Our internal LCA team will continue to partner with external consultants and stakeholders to provide the analysis and insights needed to achieve targets and further quantify the environmental impact of our sustainably differentiated products.

Corteva is using Life Cycle Assessment to:



Provide subject matter expertise and guidance for leadership



Understand the environmental footprint of select products



Communicate with key stakeholders

→ [Sustainable innovation](#)

Topic-specific governance and risk oversight continued

Cybersecurity

As explained in our Code of Conduct, Corteva has a robust information security training and compliance annual program, which includes components such as phishing, logical access, and general cybersecurity awareness. Our Chief Information Security Officer reports to the Audit Committee on information security matters quarterly. In addition, we are externally audited against top information security and compliance standards using a financial reporting risk-based approach, with complete corporate scope. Our security policies are derived from globally-recognized National Institute of Standards and Technology standards.

Meanwhile, our privacy program is part of the Legal and Compliance function. The program is overseen by the Global Chief Privacy Officer and includes a staff of privacy professionals and designated leaders across operational and business functions, each with specific responsibility and accountability for data privacy management. A comprehensive privacy report is provided to management's Ethics and Compliance committee annually with interim reports on a quarterly basis.

→ Privacy policy

Like most major corporations, we are the target of industrial espionage, including cyber-attacks, from time to time. We have determined that these incidents have resulted, and could result in the future, in unauthorized parties gaining access to certain confidential business information.

To date, we have not experienced any material financial impact, changes in our competitive environment, or impact on business operations from these events.

Although management does not believe that we have experienced any material losses to-date related to industrial espionage and security breaches, including cybersecurity incidents, there can be no assurance that we will not suffer such losses in the future.

In 2023, there were no substantiated complaints from a regulator or outside party related to a Corteva data breach, as that term is defined by applicable law. We do not categorize events as "leaks, thefts or losses of customer data" and so we are unable to provide reporting for those requested categories.



Topic-specific governance and risk oversight continued

Food security

Corteva is leveraging our greatest strength – sustainable innovation – to empower farmers globally to feed the world. We are investing in R&D, discovering, developing, and delivering the next generation of solutions designed to increase productivity while protecting yields from insects, weeds, disease, and weather events. We are working in the lab and on the land to deliver the seed and crop protection solutions to millions of farmers today, while applying new breeding techniques and gene editing technologies to support a more resilient food system tomorrow.

We have a broad portfolio of sustainable innovations for smallholder farmers in some of the most food insecure regions of the world, from hybrid seed varieties that are drought resistant and heat-tolerant, to green-chemistry award winning crop protection products that are highly effective against fall armyworm, to herbicides that greatly reduce the labor intensity for women in agriculture. Corteva markets these technologies to millions of smallholder farmer customers in Latin America, Africa, the Middle East, and Asia.

With some of the most recognized brands in agriculture, we are committed to working with stakeholders throughout the food system to fulfill our promise to enrich the lives of those who produce and those who consume, ensuring progress for generations to come.

We also engage in global collaborations to advance shared goals related to food security, climate, and energy with organizations and entities such as the U.S. Agency for International Development (USAID), One Acre Fund, Consortium of International Ag Research Centers, Bill & Melinda Gates Foundation, Agricultural Cooperative Development International (ACDI)/Volunteers in Overseas Cooperative Assistance (VOCA), John Deere, and Land O'Lakes. These collaborations are focused on increasing the incomes, productivity, and sustainable farming practices of smallholder farmers.

Together, we are strengthening market systems and advancing regulatory pathways. Through these collaborations, key stakeholders also leverage our significant innovation advantages and our scale, as well as the unique expertise of our worldclass employees, to advance solutions to pressing agricultural challenges.

Topic-specific governance and risk oversight continued

UN Year of Millets

The UN FAO named 2023 as the [Year of Millets](#). Corteva has been working on enhancing millet productivity for many years. The Company's hybrid millet seeds enable smallholder farmers in sub-Saharan Africa and India to achieve more yield, while offering disease resistance and stress tolerance.

In addition, we are collaborating with The International Maize and Wheat Improvement Center (CIMMYT) and the Bill & Melinda Gates Foundation, leveraging our gene editing expertise to solve pearl millet's post-harvest rancidity issues, to address a critical food security challenge for women smallholder farmers in sub-Saharan Africa and India. Due to rapid rancidity, large amounts of this critical crop quickly become unusable in households and commercial production.

Women and smallholder farmers are additionally burdened, harvesting only small amounts each week and milling it immediately to avoid further waste. Longer post-harvest viability would improve harvestable yield, reduce labor challenges, and increase smallholder incomes through warehouse and distribution opportunities.

In India, we convened with value chain stakeholders in 2023 to maximize yield with hybrid seeds. From seed companies to farmers, and chefs to consumers, we continue working together under the Federation of Indian Chambers of Commerce and Industry taking this forward.

And finally, as millet grows well in rotation with mustard, farmer incomes can be maximized with less water use. This system has helped double mustard production in our markets since 2010.

Our scientists are working to use gene editing to eliminate the cause of rapid rancidity in pearl millet, making the resulting milled flour even more nutritious with an up to six-month shelf life.



Topic-specific governance and risk oversight continued

Engaging with communities

Corteva Grows is our global, Company-wide strategy and program for corporate citizenship and philanthropy. We proudly partner with local and regional communities through outreach programs around the world. We use our expertise to help address nutrition, food security, environment, science & technology education, and quality of life challenges.

We prioritize community impact through the following UN SDGs:



Globally, more than 900 million people in the world face food insecurity. This equates to one out of nine people who suffer from chronic hunger.

We are dedicated to advancing sustainable innovations and working with farmers, local businesses, schools, governments, and non-profits to unlock solutions that help feed the world. Together we can improve food security. Some of our contributions have included:

- Increasing smallholder farmers' access to Corteva sustainable innovations
- Collaborating with key stakeholders to leverage gene editing to solve for critical challenges faced by vital crops
- Planting and harvesting hunger gardens that stock food pantries
- Assisting with distribution of food for hungry families
- Sharing best practices with smallholder farmers
- Helping create new food pantries
- Delivering meals to home-bound seniors
- Assembling meal pack kits



We support projects and programs that lead to educational achievement and development for youth globally and build a diverse future agricultural workforce. We cultivate the future through science and technology education with all ages and broadly increase the tech pipeline, which benefits our business. We collaborate with community partners, educators, organizations, and schools to support events that make science education fun for all ages. Activity areas include agriculture, biology, chemistry, engineering, information technology, nutrition, marketing, sales, and more. Participants learn about career opportunities in agriculture and become familiar with progressive skill sets and professional competencies like critical thinking, problem solving, leadership, teamwork, and communications.

Community engagement provides opportunities for open conversations about agricultural technologies, leading to advocacy and support. Our activities for students include:

- Opportunities to meet with scientists, engineers and tech specialists
- Engaging science activities at K-12 schools, universities, and community events
- Hands-on learning and exposure at science fairs



Our local communities are the heart of our Company. Our initiatives help improve the quality of life in communities where we live and work, striving to meet the unique needs of each.

We are driven by a purpose to enrich the lives of those who produce and consume agricultural products around the world. We strive to create an agricultural ecosystem that naturally supports people, progress, and the planet. We proudly partner with our communities through outreach programs.

We are driven by a purpose to enrich the lives of those who produce and consume agricultural products around the world. We strive to create an agricultural ecosystem that naturally supports people, progress, and the planet. We proudly partner with our communities through outreach programs.

- Home construction projects to support community housing needs
- Roadside litter removal activities to enhance local environmental quality
- Youth mentorship programs to foster future leadership
- Development of native gardens and outdoor learning areas to promote sustainability education
- Tree planting initiatives to contribute to reforestation and carbon sequestration efforts

Topic-specific governance and risk oversight continued

Key community initiatives from 2023

We proudly partner with local and regional communities through outreach programs around the world.

[→ Community performance](#)

75 years of supporting the National FFA Organization

In 2023, Corteva celebrated 75 years of partnership with FFA, showcasing its commitment to agricultural education and progress. As a gold sponsor, Corteva donated more than \$700,000 in 2023 to FFA programs at various levels, alongside contributions from employees and sales teams, reflecting a united effort to support the FFA's mission.

Beyond financial support, Corteva's involvement includes thousands of volunteer hours from employees who serve on FFA boards and as judges for competitions, demonstrating a hands-on commitment to agricultural leadership development. Corteva also supports educational programs such as the NAAE National Agriscience Teacher Ambassador Program and the FAST Symposiums, which directly benefit FFA instructors and promote advanced agricultural education.

Key initiatives like the Give the Gift of Blue program, which has provided more than 1,200 FFA jackets to

students, and the Turn the Bag Blue & Gold program, managed by Brevant™ seeds, underscore Corteva's role in empowering the next generation of farmers. These programs have not only facilitated significant donations to FFA chapters but also reinforced the importance of community involvement in agricultural education.

With nearly a million members in more than 9,000 chapters, the FFA remains pivotal in fostering future agricultural leaders, with Corteva's ongoing support highlighting its belief in the potential of young farmers and the future of agriculture.

Active in our neighborhoods

Corteva contributes to food security by supporting food banks, food pantries, and also extends support to partnerships supporting rural development, including:

Vietnam: ~50 coworkers collaborated with Rise Against Hunger and Global Funding to pack 45,000 meals.

India: Supported the Samunnati Foundation to establish ten farmer producer organizations, benefiting 4,000 women.

Brazil: Partnered with Pupilo to provide educational opportunities in administration for high school students, graduating 310 youths across 18 editions, and supported Eu Mulher Agro with online agricultural training for women, achieving above 600 registrations in 2023. Additionally, Corteva assisted Prospera in building capacity among smallholder farmers.

Türkiye: Donated more than \$500,000 to earthquake relief efforts.

STEM for all

Our STEM for All initiative aims to make STEM education accessible globally. In the Asia Pacific, partnerships with Junior Achievement target girls and underserved communities in countries like Singapore, China, and India, promoting inclusivity.

In India, our 50th anniversary of Pioneer® products was marked by awarding agricultural scholarships to 100 young women from disadvantaged backgrounds. In the U.S., Indianapolis students participated in AI bootcamps with the Mark Cuban Foundation, while the DELTA program in Iowa and Indiana offered underrepresented students and postdocs R&D exposure, networking, and skill development in agriculture.

These efforts highlight our commitment to fostering diverse STEM talent across different regions.

Topic-specific governance and risk oversight continued

Public policy, political giving, & tax transparency

We actively participate in policy-related dialogue pertaining to the environment and social factors that affect the lives of farmers, consumers, our operations, our employees, and the communities in which they live. When engaging in policy-related dialogue, Corteva always complies with U.S., federal, state, and local political campaign finance and election laws. We publicly disclose details on our U.S. political giving on [our website](#).

→ [2023 political contributions, U.S.](#)

Climate-related political engagement

Our approach involves a detailed governance framework with board and executive-level oversight, a public stance on climate policies, and a rigorous process for monitoring and reviewing its lobbying and trade association activities. This is evidenced by Corteva’s Carbon Program, and the leadership in the Climate Positive Agriculture Leaders Program ([see pages 59 and 36](#) respectively).

Tax transparency

We regard tax as a critical element of our commitment to growth in a sustainable, responsible, and socially inclusive manner, and it is central to our commitment to creating superior, long-term value for our multiple stakeholders. Consistent with our values and our Code of Conduct, we act responsibly and with integrity in all tax matters, ensuring compliance in the countries in which we operate.

→ [Our approach to taxes](#)

→ [Tax strategy](#)





Sustainability Disclosures

In this section











Metrics and performance	79
GRI content index	90
SASB index	98
Climate index	100
Nature index	101
UNGC communication on progress	102
Data	104
About this report	109

Metrics and performance

We are committed to sharing quantitative and qualitative data honestly and openly with all stakeholders. We regard this as a crucial aspect of how we drive Company- and sector-wide change for sustainable food, feed, fuel, and fiber systems.

Material topic index
















The non-financial ESG materiality assessment identifies sustainability topics of relative importance or that are considered significant to internal and external stakeholders but is not aligned to any definition of materiality as outlined in securities law, the Occupational Health and Safety Act, or any other federal, state, local or foreign law, rule, or regulation.

Topic	Definition	SDG impact	Location
Climate Risks & Adaptation	This topic refers to both the physical (e.g., weather shocks, rising temperatures) and transitional (e.g., market demands, technological advancements, regulatory changes, stakeholder reputation) impacts, risks, and opportunities presented by climate change and the transition to a low-carbon economy. It also encompasses the adaptation and resilience measures adopted by companies, along with Scope 1, 2, and 3 direct and indirect emissions of greenhouse gases, and emission reduction targets aimed at limiting individual company contributions to global warming.	 	Focus Area: → Sustainable innovation → Climate
Nature	This topic addresses the impacts on, and the preservation of, genetic and species diversity among plants, animals, bacteria, and fungi worldwide. It also focuses on enhancing our planet's resilience to halt and reverse nature loss. Additionally, it encompasses environmentally-responsible practices aimed at maintaining and enhancing Earth's long-term biodiversity.	  	Focus Area: → Biodiversity → Sustainable innovation
Water Use & Stewardship	This topic addresses the utilization, management, and conservation of water resources to meet business and customer needs, including efforts to reduce consumption and reuse wastewater. It also encompasses human-induced contamination of water bodies, which affects water quality, directly or indirectly harms other living species, or poses a hazard to human health.	  	Focus Area: → Sustainable innovation → Water stewardship
Product Responsibility	This topic pertains to both hazardous and non-hazardous product inputs that pose a threat to human and environmental health, and to the waste management practices employed to dispose of or recycle them responsibly. Additionally, it encompasses the principles, practices, and processes aimed at minimizing or eliminating the negative environmental impacts of a product throughout its lifecycle, in an effort to eliminate waste and reduce the use of input materials.	 	Focus Area: → Sustainable innovation → Product stewardship





Metrics and performance continued

Topic	Definition	SDG impact	Location
Operational Footprint	This topic concerns the reduction of the environmental footprint of buildings and facilities throughout their life cycles. It also pertains to non-greenhouse gas emissions that affect air quality, atmospheric conditions, and human health. These emissions may originate from company operations or from the use of company products. Furthermore, it addresses unwanted, excessive, or regular exposure to high noise levels generated by operations or products.	  	<p>Focus Area:</p> <ul style="list-style-type: none"> → Biodiversity → Climate
Soil Health	This topic refers to the sustainable management, conservation, and restoration of the earth's land surface and soil, encompassing sustainable agricultural practices.	  	<p>Focus Area:</p> <ul style="list-style-type: none"> → Sustainable innovation → Biodiversity → Product stewardship
Public Trust	This topic refers to a company's processes and practices aimed at optimizing its financial, social and environmental value in the long term. Also refers to educating consumers on social and environmental issues, as well as consumer activism to shift production patterns towards increased sustainability. General trends oriented around sustainable production and consumptions are also included in this topic. Also refers to economic, political and societal pressures that may pose risks to business if not handled appropriately.	 	<p>Focus Area:</p> <ul style="list-style-type: none"> → Political giving & public policy
Smallholder Farmers	This topic refers to small-scale farmers, pastoralists, forest keepers, fishers who manage areas varying from less than one hectare to ten hectares.	  	<p>Focus Area:</p> <ul style="list-style-type: none"> → Inclusion, diversity, & equity → Smallholder farmers
Supplier Responsibility	This topic refers to the policies, practices, and goals established by a company that dictate how it chooses suppliers, measures supplier performance and alignment with core and strategic values, audits suppliers, engages with and supports suppliers to improve on sustainability issues, and maintains transparency from cradle to gate to ensure sourcing commitments are met. Also refers to the policies and practices to procure ethically and responsibly-produced goods or services for a fair price.	 	<p>Focus Area:</p> <ul style="list-style-type: none"> → Inclusion, diversity, & equity → Human Rights
Human Rights & Food Security	Refers to the fundamental rights and freedoms inherent to all human beings that ensure they are able to live with dignity, freedom, equality, justice, and peace, and the measure to uphold these rights. Also refers to a human's right to food security and zero hunger.	  	<p>Focus Area:</p> <ul style="list-style-type: none"> → Sustainable Innovation → Human Rights → Safety
Local Communities	This topic refers to the relationship that exists between a company and the communities it operates in. Also refers to the contributions the organization makes through funds, volunteering efforts, and in-kind products or services, including assistance given to people in immediate distress during and after emergencies and disasters.	 	<p>Focus Area:</p> <ul style="list-style-type: none"> → Inclusion, diversity & equity → Engaging with communities

Metrics and performance continued

Topic	Definition	SDG impact	Location
Employee Engagement	This topic refers to the practices, initiatives, and processes aimed at nurturing talent and supporting employees in developing the skills necessary to succeed in their next role. Aspects of career progression, including vertical and lateral job moves based on performance assessments, as well as succession planning, are included.	 	Focus Area: → Inclusion, diversity, & equity
Business Ethics	This topic refers to the guidelines or codes that dictate fair, ethical and moral executive and employee conduct, as well as training on the subject, and implementation by staff and management. It also covers ethical standards at the leadership level in decision-making processes.	 	→ Sustainability governance
Inclusion, Diversity, & Equity	This topic refers to programs and initiatives addressing key social issues of marginalization, exclusion, inequality, and poverty, and general themes focused on ensuring all people are able to participate in modern society. It also refers to the communities that live within geographically distinct territories, and who identify themselves as being part of a distinct cultural group, including indigenous people in references to the land, workplace, and societal context.	 	Focus Area: → Inclusion, diversity, & equity
Legal & Regulatory Environment	This topic refers to the mechanisms that ensure a company's awareness of and compliance with relevant laws, policies, and regulations. It also covers processes to identify and proactively address risks of litigation or regulatory action, and prevent disputes from arising or escalating. Also refers to the taxation of a company's profits, including state incentives and corporate strategies to reduce the amount of taxes levied or paid. Also includes company practices aimed at influencing public policy, lobbying, and political contributions.	 	→ Sustainability governance
Global Trade	This topic refers to the mechanisms that guarantee an open and free-market economic, as well as to government policies that restrict international trade for the benefit of a domestic economy, including tariffs, subsidies, import quotas, product standards, currency manipulation, and commercial or financial penalties.	 	→ Sustainability governance
Corporate Governance	This topic refers to processes aimed at ensuring and evaluating the knowledge, skills, and experience of board members, as well as related performance standards. It covers the structure and composition of a board, including diversity, sustainability strategy, as well its guiding principles and continuity & improvement practices. Also refers to systems and channels aimed at collecting and addressing complaints.		→ Sustainability governance
Data Privacy	This topic refers to the collection, storage, processing, usage, and sharing of data that is, or might be, connected to an identifiable person, including sensitive personal information. It covers mandatory and voluntary regulations and security mechanisms that aim to protect personal data, as well as instances of violation of an individual's privacy.	 	→ Cybersecurity
Transparency	This topic refers to the process of organizing, monitoring, maintaining, and improving relationships and communication streams with people or groups who may affect or be affected by a company's activities and decisions.	 	→ Engaging with stakeholders → Political giving & public policy

Metrics and performance continued

Topic	Definition	SDG impact	Location
<p>Sociopolitical Risks</p>	<p>This topic refers to economic, political, and societal pressures that may pose risks to business if not handled appropriately by national or subnational governments or agencies. Refers to the impact that any localized or global demographic trends may have on the economic, political, and social spheres. It includes services and products designed to address the problems or needs that arise from these changes, which are based on differing factors such as birth or death rates, age structure, migration, education, and income.</p>	 	<p>→ Political giving & public policy</p>
<p>Workplace Health & Safety</p>	<p>This topic refers to health and safety in the workplace, with a focus on primary risk prevention. Integrates protocols, training, and design of optimal conditions for employee productivity. Integrates work-related injuries, illness, and death, as well as behaviors and workplace risks that can cause physical or psychological damage to employees. This topic also refers to the plans, actions, protocols, and training conducted to ensure continuity of core business operations during and after crisis that may disrupt commercial activities.</p>	 	<p>→ Safety</p>





Metrics and performance continued





Innovation glossary

The below detailed glossary highlights our industry-leading pipeline and in-market seed and crop protection sustainable innovations.













Crop protection and seed criteria key (pages 84-88)

For new Corteva products, we have established thresholds for each sustainable innovation criteria to deliver a notable sustainability advantage. Below is a summary of our crop protection and seed thresholds, accompanied by a glossary of Corteva innovations that have met these standards.

Crop protection	 2 ZERO HUNGER	 6 CLEAN WATER AND SANITATION	 12 RESPONSIBLE CONSUMPTION AND PRODUCTION	 15 LIFE ON LAND			
Sustainability criteria aligned to UN Sustainable Development Goals	Improve resilience of agricultural production	Improve water quality	Reduce waste and improve product application efficiency	Use sustainably sourced inputs	Use safer materials in manufacturing and finished products	Improve soil quality or restore degraded land	Protect biodiversity and ecosystems
Specific thresholds	Novel or underutilized mode of action in target market for resistance management	Active reduces risk to groundwater relative to at least one target benchmark	Low use rate compound (<100 g/ha or 25% reduction vs benchmark) and/or reduces the number of applications per season	Natural or naturally derived product produced via fermentation	Formulation provides better hazard classification over at least one target benchmark	Reduced environmental persistence relative to at least one target benchmark	Improve or sustain safety on non-target organisms relative to at least one target benchmark
















Seed	 2 ZERO HUNGER	 6 CLEAN WATER AND SANITATION	 13 CLIMATE ACTION	 15 LIFE ON LAND
Sustainability criteria aligned to UN Sustainable Development Goals	Improve resilience of agricultural production	Increase water-use efficiency	Reduce greenhouse gas emissions	Protect biodiversity and ecosystems
Specific thresholds	Improve yield measured by genetic gain	Improve crop productivity per unit of water, compared to current standard	Reduces greenhouse gas emissions vs a baseline standard of production	Seed products that improve or sustain safety on non-target organisms

Metrics and performance continued

Product name and type	Description	Use cases	Key sustainable innovation criteria that meet thresholds	Reference and/or registration details	
In-market innovations					
Rinskor™ active	CP	Herbicide that controls a broad spectrum of weeds at low use rates. More than 22 new product registrations in 2023, won a Green Chemistry Challenge Award from the U.S. EPA. Under a residue tolerance exemption by the U.S. Environmental Protection Agency (EPA).	<ul style="list-style-type: none"> Broadleaf, grass, and sedge weed control 	 <ul style="list-style-type: none"> Novel or underutilized mode of action in target market 	<ul style="list-style-type: none"> → See page 35 → See product registration
				 <ul style="list-style-type: none"> Active reduces risk for groundwater relative to at least 1 target benchmark 	
				 <ul style="list-style-type: none"> Use rate in target crop at <100 g/ha Active has less environmental persistence relative to at least 1 target benchmark 	
				 <ul style="list-style-type: none"> Active reduces risk to non-target organisms relative to at least 1 target benchmark 	
Reklemel™ active	CP	Selective nematicide that targets plant-parasitic nematodes without disrupting soil's beneficial organisms. Registered under EPA's updated policy with Endangered Species Act assessments. Approved in the U.S. and Mexico in 2023.	<ul style="list-style-type: none"> Plant-parasitic nematode control 	 <ul style="list-style-type: none"> Novel or underutilized mode of action in target market 	<ul style="list-style-type: none"> → See page 35 → See product registration
				 <ul style="list-style-type: none"> Active reduces risk for groundwater relative to at least 1 target benchmark 	
				 <ul style="list-style-type: none"> Use rate in target crop at <100 g/ha Active has less environmental persistence relative to at least 1 target benchmark 	
				 <ul style="list-style-type: none"> Active reduces risk to non-target organisms relative to at least 1 target benchmark 	
Arylex™ active	CP	Herbicide that control broadleaf weeds in various crops. Works in diverse environmental conditions, degrades rapidly in soil, allowing for more crop rotation and cover crop options.	<ul style="list-style-type: none"> Broadleaf weed control 	 <ul style="list-style-type: none"> Novel or underutilized mode of action in target market 	<ul style="list-style-type: none"> → See product registration
				 <ul style="list-style-type: none"> Active reduces risk for groundwater relative to at least 1 target benchmark 	
				 <ul style="list-style-type: none"> Use rate in target crop at <100 g/ha Active has less environmental persistence relative to at least 1 target benchmark 	
				 <ul style="list-style-type: none"> Active reduces risk to non-target organisms relative to at least 1 target benchmark 	














CP = Crop protection S = Seed BT = Biotech

Metrics and performance continued

Product name and type	Description	Use cases	Key sustainable innovation criteria that meet thresholds	Reference and/or registration details
In-market innovations				
Adavelt™ active	CP First broad-spectrum picolinamide fungicide against ascomycetes pathogens in major crops worldwide. Offers preventive and curative efficacy, providing consistent plant protection and flexibility in crop management.	• Broad-spectrum disease control	<ul style="list-style-type: none">  Novel or underutilized mode of action in target market  Active reduces risk for groundwater relative to at least 1 target benchmark  Use rate in target crop at <100 g/ha  Active has less environmental persistence relative to at least 1 target benchmark  Active reduces risk to non-target organisms relative to at least 1 target benchmark 	→ See product registration
Conkesta E3® Soybeans	CP S Conkesta® E3 Soybeans deliver innovation in seed, chemistry formulations, and stewardship. They provide farmers with a much-needed solution to increase their harvest while addressing complex challenges such as insect resistance.	• Provides the flexibility needed in soybean program weed control	<ul style="list-style-type: none">  Improve yield measured by genetic gain  Improve crop productivity per unit of water, compared to current standard  Improve or sustain safety on non-target organisms 	→ See page 30
AcreNext® Direct Seeded Rice	S Integrated direct seeded rice program, hybrid seed has increased yield, can be planted using mechanized sowing services directly into the field, and is compatible with highly-efficient crop protection solutions that do not require flooding fields for weed control. This comprehensive offering that helps farmers produce healthier rice crops that mature faster with increased yields, while being less water and labor intensive.	• Grow rice in water-limited environments	<ul style="list-style-type: none">  Improve yield measured by genetic gain  Improve crop productivity per unit of water, compared to current standard  Reduce GHG vs baseline standard production  Improve or sustain safety on non-target organisms 	→ See page 30
Enlist E3® Soybeans	CP S The most advanced trait technology available in soybeans, providing a new standard for weed control and yield performance. Three herbicide tolerances – 2,4-D choline, glyphosate and glufosinate – combine to deliver a complete system with more weed control options. Using multiple herbicide sites of action in a program approach helps control weeds in the current growing season while limiting the ability for herbicide-resistant weeds to develop.	• Provides the flexibility needed in soybean program weed control	<ul style="list-style-type: none">  Improve yield measured by genetic gain  Improve crop productivity per unit of water, compared to current standard  Improve or sustain safety on non-target organisms 	→ See product registration

CP = Crop protection S = Seed BT = Biotech

Metrics and performance continued

Product name and type	Description	Use cases	Key sustainable innovation criteria that meet thresholds	Reference and/or registration details
In-market innovations				
PowerCore® Enlist® Corn	CP BT S Comprehensive trait package for above-ground pests and weed management. Features three modes of action against above-ground insect pests for broad-spectrum and long-lasting control. Tolerance to multiple herbicides – including glyphosate, glufosinate, 2,4-D choline, and FOPS – gives flexibility in herbicide choice and management practices to help maximize yield.	<ul style="list-style-type: none"> Controls above ground insects and the toughest weeds all season long 	 <ul style="list-style-type: none"> Improve yield measured by genetic gain 	→ See product registration
			 <ul style="list-style-type: none"> Improve crop productivity per unit of water, compared to current standard 	
			 <ul style="list-style-type: none"> Improve or sustain safety on non-target organisms 	
Vorceed™ Enlist Corn	CP S Corn that combines next-generation corn rootworm protection with the power of the Enlist® weed control system to give farmers the flexibility to manage the toughest insects and weeds with minimal physical drift.	<ul style="list-style-type: none"> Three modes of action to manage corn rootworm in the corn seed Enlist® weed control system 	 <ul style="list-style-type: none"> Improve yield measured by genetic gain 	→ See product registration
			 <ul style="list-style-type: none"> Improve crop productivity per unit of water, compared to current standard 	
			 <ul style="list-style-type: none"> Improve or sustain safety on non-target organisms 	
Optimum® GLY Canola	CP S Advanced herbicide-tolerant trait technology in canola. It delivers excellent yield potential and agronomic trait performance, improved crop safety, enhanced weed control, and a wider window of application.	<ul style="list-style-type: none"> Enables flexibility in herbicide timing Broader spectrum weed control Improved crop safety 	 <ul style="list-style-type: none"> Improve yield measured by genetic gain 	→ See product registration
			 <ul style="list-style-type: none"> Improve crop productivity per unit of water, compared to current standard 	
			 <ul style="list-style-type: none"> Improve or sustain safety on non-target organisms 	
Pyralxalt™ Active	CP Highly selective and effective option for planthopper control in rice. When used early in the season and once economic threshold has been reached, Pyralxalt protects rice against planthopper infestation for up to 21 days, helping farmers improve yield.	<ul style="list-style-type: none"> Controls planthoppers in rice 	 <ul style="list-style-type: none"> Novel or underutilized mode of action in target market 	→ See product registration
			 <ul style="list-style-type: none"> Active reduces risk for groundwater relative to at least 1 target benchmark 	
			 <ul style="list-style-type: none"> Use rate in target crop at <100 g/ha Active has less environmental persistence relative to at least 1 target benchmark 	
			 <ul style="list-style-type: none"> Active reduces risk to non-target organisms relative to at least 1 target benchmark 	

CP = Crop protection S = Seed BT = Biotech

Metrics and performance continued

Product name and type	Description	Use cases	Key sustainable innovation criteria that meet thresholds	Reference and/or registration details
In-market innovations				
Inatreq™ active	CP A naturally-derived fungicide for cereal crops and bananas. With optimized formulation and uniform leaf surface coverage, Inatreq active offers low usage rates and fast biodegradation with application flexibility and superior efficacy – improving yield potential with long residual performance for preventative treatments.	• Fungicide for wheat and banana crops	<ul style="list-style-type: none"> 2 ZERO FUMIGER <ul style="list-style-type: none"> • Novel or underutilized mode of action in target market 6 CLEAN WATER AND SAFETY <ul style="list-style-type: none"> • Active reduces risk for groundwater relative to at least 1 target benchmark 12 RESPONSIBLE CONSUMPTION AND PRODUCTION <ul style="list-style-type: none"> • Use rate in target crop at <100 g/ha • Active has less environmental persistence relative to at least 1 target benchmark 15 LIFE ON LAND <ul style="list-style-type: none"> • Active reduces risk to non-target organisms relative to at least 1 target benchmark 	→ See product registration
Plenish® high oleic soybean oil	BT A soybean that produces an oil with exceptional stability and improved nutrition suitable for food service and food manufacture applications without the need for hydrogenation, which is traditionally needed to stabilize the oil and leads to trans fat. As a result, this oil has become the industry standard and has less saturated fat and one of the highest amounts of heart-healthy monosaturated fat available in soy. LCA has demonstrated that the increased stability and life of the oil in restaurant use can reduce key environmental impacts compared to conventional oils.	• Healthier soybean oil	<ul style="list-style-type: none"> 2 ZERO FUMIGER <ul style="list-style-type: none"> • Improve yield measured by genetic gain 6 CLEAN WATER AND SAFETY <ul style="list-style-type: none"> • Improve crop productivity per unit of water, compared to current standard 15 LIFE ON LAND <ul style="list-style-type: none"> • Improve or sustain safety on non-target organisms 	→ See product registration
AQUAmax®	S A corn hybrid with key native traits to help improve performance in water-limited environments and protect against yield loss, regardless of that season's growing conditions.	• Protects corn against drought stress	<ul style="list-style-type: none"> 2 ZERO FUMIGER <ul style="list-style-type: none"> • Improve yield measured by genetic gain 6 CLEAN WATER AND SAFETY <ul style="list-style-type: none"> • Improve crop productivity per unit of water, compared to current standard 15 LIFE ON LAND <ul style="list-style-type: none"> • Improve or sustain safety on non-target organisms 	→ See product registration

CP = Crop protection S = Seed BT = Biotech

Metrics and performance continued

Product name and type	Description	Use cases	Key sustainable innovation criteria that meet thresholds	Reference and/or registration details	
Pipeline innovations					
Reduced stature corn	S	Reduced stature corn is expected to improve yield potential and make the stalk shorter and stronger, which provides added benefits like increased climate resilience, resistance to extreme weather events, tolerance to higher plant density, better standability, and all-season equipment access to our high-yielding germplasm.	<ul style="list-style-type: none"> Easier ground access for planting equipment Corn in areas where lodging due to strong winds is a concern 	<ul style="list-style-type: none"> Improve yield measured by genetic gain Improve or sustain safety on non-target organisms 	→ Reduced stature corn
Winter canola	S	Announced at the World Agri-Tech Summit in 2023 for scaling biofuel production in the U.S. In collaboration with Bunge and Chevron U.S.A., trialing rotating soybeans and cotton with winter canola. First harvest expected in early summer 2024.	<ul style="list-style-type: none"> Second crop for biofuel production Cover crop that can hold more nutrients, water, and carbon for greater soil health 	<ul style="list-style-type: none"> Reduce GHG vs baseline standard production Improve or sustain safety on non-target organisms 	→ See page 22
Haviza™ active	CP	Third generation novel picolinamide fungicide by Corteva for Asian soybean rust and late cycle diseases. Requires low quantities and has an excellent environmental profile.	<ul style="list-style-type: none"> Targeted disease control 	<ul style="list-style-type: none"> Novel or underutilized mode of action in target market Active reduces risk for groundwater relative to at least 1 target benchmark Use rate in target crop at <100 g/ha Active has less environmental persistence relative to at least 1 target benchmark Active reduces risk to non-target organisms relative to at least 1 target benchmark 	→ See page 26
Amino Acid-Enhanced Soybeans	S	Soybean varieties with greater protein content, optimized amino acid profiles, and lower levels of anti-nutritional factors.	<ul style="list-style-type: none"> Specifically suited for poultry, swine, and aqua feed 	<ul style="list-style-type: none"> Improve yield measured by genetic gain Improve crop productivity per unit of water, compared to current standard Improve or sustain safety on non-target organisms 	→ See page 26

CP = Crop protection S = Seed BT = Biotech

Metrics and performance continued

Biological Product Highlights

The below are highlights of our recent biological innovations in our pipeline, as well as in-market innovations through the recent acquisitions of Symborg and Stoller. We plan to integrate our biological products with our criteria for sustainable innovation in the future.

	Description	Use cases	Reference
Masterfix™ family of products	The Masterfix™ line is made up of nitrogen-fixing inoculants. It has registration for several crops including soybeans, beans, corn, and rice.	<ul style="list-style-type: none"> Enhanced seedling emergence and seedling vigor Enhances nodulation with improved biological nitrogen fixation and less reliance on nitrogen fertilizer. Promotes overall plant growth, productivity, and profitability. 	
Stimulate™ family of products	Stimulate products are novel combinations of plant growth regulators, which act together to optimize overall plant productivity.	<ul style="list-style-type: none"> Enhanced and synchronized seedling emergence and vigor Promotes root growth, biomass accumulation, and improved access to plant nutrients in the soil Enhances resilience across a wide range of growing conditions. Promotes overall plant growth, productivity, and profitability. 	→ See more information
Utrisha™ N	First live biostimulant verified by the USDA under its Process Verified program in 2023. It is a nutrient efficiency optimizer that fixes nitrogen from the air and converts it for the plant.	<ul style="list-style-type: none"> Natural bacteria that supplements nitrogen availability to the plant throughout the crop cycle in an effective and controlled way. Enhances nitrogen use efficiency and reduces dependency on total nitrogen uptake from the soil. Improves productivity and profitability. 	→ See page 22 → See more information
MycoUp® and MycoUp® 360	Mycorrhizae product that enhances soil health, nutrient and water use efficiency.	<ul style="list-style-type: none"> Expands effective root zone by enhancing root growth and subsequently improves water and nutrient uptake by promoting mycorrhizal colonization. Enhances crop yields and quality Improves physical, chemical, and microbial properties of the soil. 	→ See more information
Resid™ MG and Resid™ HC	Mycorrhizae product that enhances soil health, nutrient and water use efficiency.	<ul style="list-style-type: none"> Expands the effective root zone by enhancing root growth and subsequently improves water and nutrient uptake by promoting mycorrhizal colonization. Enhances crop yields and quality. Improves physical, chemical, and microbial properties of the soil. 	→ See more information
TrichoSym™ Bio	Bacteria that optimizes microbial activity in the soil.	<ul style="list-style-type: none"> Soil optimizer 	→ See more information
VitaSoil™	Selected rhizospheric microorganisms that regenerate and balance the microbial population of soils and substrates in intensive farming systems.	<ul style="list-style-type: none"> Increases fertility and biological activity in the rhizosphere. Enhances crop yields and quality. Improves physical, chemical, and microbial properties of the soil. 	→ See more information

GRI content index

Corteva Agriscience reports with reference to the Global Reporting Initiative (GRI) Standards for the reporting period January 1 to December 31, 2023. Standards applied: GRI 1 Foundation 2021, Sector Standard GRI 13: Agriculture Sector 2022.

GRI standard	Disclosure number	Disclosure name	Section reference	Location
GRI 2: General Disclosures (2021)	2-1	Organization details	About this Report	→ Sustainability Report
			Geographic Information (F-64)	→ Annual Report
			Item 1: Business	
			Country Selector	→ Website
	2-2	Entities included in the organization's sustainability reporting	Item 1: Business	→ Annual Report
	2-3	Reporting period, frequency, and contact point	About This Report	→ Sustainability Report
	2-4	Restatements of information		
	2-5	External assurance		
	2-6	Activities, value chain, and other business relationships	Item 1. Business	→ Annual Report
			Business Overview	→ Sustainability Report
			Products and Services	→ Website
	2-7	Employees	Item 1. Business	→ Annual Report
	2-9	Governance structure and composition	Governance and Risk	→ Sustainability Report
			Voting and Attendance Procedures	→ Proxy Statement
			Governance, Board Committees, Board Composition	
	2-10	Nomination and selection of the highest governance body	Corporate Governance	
Corporate Governance Guidelines				
2-11	Chair of the highest governance body	Corporate Governance Policies		
2-12	Role of the highest governance body in overseeing the management of impacts	Board Composition		
		Corporate Governance Policies	→ Website	
		Governance and Risk	→ Sustainability Report	
2-13	Delegation of responsibility for managing impacts	Bylaws of Corteva, Inc.	→ Website	



GRI content index continued

GRI standard	Disclosure number	Disclosure name	Section reference	Location
GRI 2: General Disclosures (2021)	2-14	Role of the highest governance body in sustainability reporting	Governance and Risk	→ Sustainability Report
			Board of Directors and Board Committee Sustainability Governance	
	2-15	Conflicts of interest	Related Person Transactions, Director Nominees, Compensation Committee Interlocks and Insider Participation	→ Proxy Statement
			Corporate Governance Guidelines	
			Director Employee Code of Conduct	→ Director Code of Conduct
			Corteva Employee Code of Conduct	→ Employee Code of Conduct
			Corteva Code of Financial Ethics	→ Website
	2-16	Communication of critical concerns	Sustainability Values and Initiatives	→ Proxy Statement
	2-17	Collective knowledge of the highest governance body	Board Composition	→ Sustainability Report
	2-18	Collective knowledge of the highest governance body	Corporate Governance Policies	
	2-19	Remuneration policies	Compensation Discussion & Analysis	
	2-20	Process to determine remuneration	Compensation Discussion & Analysis	
	2-21	Annual total compensation ratio	CEO Pay Ratio	
	2-22	Statement on sustainable development strategy	Executive Summary	
	2-23	Policy commitments	UN Global Compact Commitment of Progress	→ Sustainability Report
			Corteva Employee Code of Conduct	→ 6-30, see 15 for our expectations for partners including suppliers
	2-28	Membership associations	External Initiatives, Memberships and Partnerships	→ Stakeholder Engagement
	2-29	Approach to stakeholder engagement	Stakeholder Engagement and Sustainability Materiality	→ Sustainability Report
			Item 1. Business	→ Annual Report
			Engagement	→ Proxy Statement
Future Agriculture Workforce			→ Position Statement	
2-30	Collective bargaining agreements	Item 1. Business	→ Annual Report	



GRI content index continued

GRI standard	Disclosure number	Disclosure name	Section reference	Location
GRI 3: Material Topics (2021)	3-1	Process to determine material topics	Stakeholder Engagement and Sustainability Materiality	→ Sustainability Report
	3-2	List of material topics	Precautionary Approach/UN Global Compact Principle 7	
	3-3	Management of material topics	Item 1. Business	→ Annual Report
GRI 201: Economic Performance (2016)	201-1	Direct economic value generated and distributed	Item 1A. Risk Factors	→ Annual Report
	201-2	Financial implications and other risks & opportunities due to climate	Item 7. Management's Discussion and Analysis of Financial Condition and Results of Operations	
			GHG Governance, Risk Management, and Performance	→ Sustainability Report
103	Management approach	Empowering and Enriching the Lives of Smallholders		
GRI 203: Indirect Economic Impacts (2016)	103	Management approach	Empowering and Enriching the Lives of Smallholders	→ Sustainability Report
			Engaging with Communities	
	203-2	Significant indirect economic impacts	Empowering and Enriching the Lives of Smallholders	
GRI 204: Procurement Practices (2016)	103	Management approach	Supplier Sustainability and Diversity	→ Website
			Our Employees' Responsibility	→ Sustainability Report
			Page 5, 12-13, 15-17, 26, 31-32; see page 15 page for our expectations for partners including suppliers	→ Employee Code of Conduct
GRI 205: Anti-corruption (2016)	103	Management approach	Page 2-3	→ Supplier Code of Conduct
	205-2	Communication and training about anti-corruption policies and procedures	Page 32-33	
			Page 31-32	→ Employee Code of Conduct
			Our Employees' Responsibility	→ Sustainability Report
103	Management approach	Page 5-6	→ Director Code of Conduct	
GRI 206: Anti-competitive Behavior (2016)	103	Management approach	12-19, 31-32; see page 15 for our expectations for partners including suppliers	→ Employee Code of Conduct
			Page 2-3	→ Supplier Code of Conduct
	206-1	Legal actions for anti-competitive behavior, anti-trust, and monopoly practices	Item 3. Legal Proceedings	→ Annual Report



GRI content index continued

GRI standard	Disclosure number	Disclosure name	Section reference	Location
GRI 301: Materials (2016)	103	Management approach	Circular Economy	→ Sustainability Report
	301-1	Materials use by weight or volume		
	301-3	Reclaimed products and their packaging materials		
GRI 302: Energy (2016)	103	Management approach	GHG Governance, Risk Management, and Performance	→ Sustainability Report
	302-1	Energy consumption within the organization	Scope 1 & 2 Emissions	
GRI 303: Water and Effluents (2018)	103	Management approach	Our Product Stewardship and Sustainable Innovation	→ Sustainability Report
	303-1	Interactions with water as a shared resource	Governance, Risk Management, and Performance	
	303-2	Management of water discharge-related impacts	Biodiversity, Water, & Nature	
	303-3	Water withdrawal		
	303-4	Water discharge		
	303-5	Water consumption		
GRI 304: Biodiversity (2016)	103	Management approach	Biodiversity, Water, & Nature	→ Sustainability Report
	304-2	Significant impacts of activities, products, and services on biodiversity		
	304-3	Habitats protected or restored		



GRI content index continued

GRI standard	Disclosure number	Disclosure name	Section reference	Location
GRI 305: Emissions (2016)	103	Management approach	Climate	→ Sustainability Report
			Biodiversity, Water, & Nature	
			Circular Economy	
			Our Product Stewardship and Sustainable Innovation	
			Governance, Risk Management, and Performance	
			Circular Economy	
	306-1	Direct (Scope 1) GHG emissions	Scope 1 & 2 Emissions	
	305-2	Energy indirect (Scope 2) GHG emissions		
305-3	Other indirect (Scope 3) GHG emissions	Scope 3 Emissions		
		Circular Economy		
		Our Product Stewardship and Sustainable Innovation		
305-4	GHG emissions intensity	Circular Economy		
305-7	Nitrogen oxides, sulfur oxides, and other significant air emissions			
GRI 306: Waste (2020)	103, 306-1, 306-2	Management approach	Our Product Stewardship and Sustainable Innovation	→ Sustainability Report
			Governance, Risk Management, and Performance	
			Circular Economy	
306-3	Waste generated in metric tons (hazardous, non-hazardous)	Circular Economy		
GRI 307: Environmental Compliance & 419: Socioeconomic Compliance (2016)	103	Management approach	Page 6, 18, 19, 21-27	→ Employee Code of Conduct
			Page 1-2	→ Supplier Code of Conduct
	307-1, 419-1	Non-compliance with laws and regulations in the social and economic area	Item 3. Legal Proceedings	→ Annual Report

GRI content index continued

GRI standard	Disclosure number	Disclosure name	Section reference	Location
GRI 308: Supplier Environmental Assessment & 414: Supplier Social Assessment (2016)	103	Management approach	Our Product Stewardship and Sustainable Innovation	→ Sustainability Report
			Governance, Risk Management, and Performance	
			Item 1. Business	→ Annual Report
	308-1	New suppliers that were screened using environmental criteria	Supplier Economic and Due Diligence Activities	→ Sustainability Report
414-1	New suppliers that were screened using environmental criteria			
GRI 401: Employment (2016)	103	Management approach	Our Employees' Responsibility	→ Sustainability Report
	401-3	Parental leave	Why Join Us: Parental Leave	→ Website
GRI 403: Occupational Health and Safety (2018)	103	Management approach	Our Employee Safety	→ Sustainability Report
	403-1	Occupational health and safety management system		
	403-5	Worker training on employee health and safety	Our Employees' Responsibility	→ Website
	403-6	Promotion of worker health	Our Employee Safety	→ Supplier Code of Conduct
	403-7	Prevention and mitigation of occupational health and safety impacts directly linked by business relationships	Why Join Us: Prospera Wellness Program	→ Website
	403-8	Workers covered by an occupational health and safety management system	Page 3 Supplier Code	→ Supplier Code of Conduct
	403-9	Work-related incidents and frequency rates	Our Employee Safety	→ Sustainability Report
GRI 404: Training and Education (2016)	103	Management approach	Our Employee Safety	→ Sustainability Report
	404-1	Average hours of training per year per employee	Human Capital Management	→ Proxy Statement
	404-2	Programs for upgrading employee skills and transition assistance programs	Our Employees' Responsibility	→ Sustainability Report
	103	Management approach	Human Capital Management	→ Proxy Statement
GRI 405: Diversity and Equal Opportunity (2016)	103	Management approach	Item 1. Business	→ Annual Report
			Culture of Belonging	→ Website
			Our Employees' Responsibility	→ Sustainability Report
			Page 9	→ Employee Code of Conduct
	405-1	Diversity of governance bodies and employees	Board Composition, Director Nominees	→ Proxy Statement
		Workforce Demographics	→ Sustainability Report	

GRI content index continued

GRI standard	Disclosure number	Disclosure name	Section reference	Location
GRI 406: Non-discrimination (2016)	103	Management approach	Page 2	→ Supplier Code of Conduct
			Page 8-11; see page 15 page for our expectations for partners including suppliers	→ Employee Code of Conduct
	406-1	Incidents of discrimination and corrective actions taken	Our Employees' Responsibility	→ Sustainability Report
GRI 408: Child Labor (2016)	103	Management approach	Page 1	→ Supplier Code of Conduct
			Child and Forced Labor	→ Corteva Statement
			Page 8-11; see page 15 page for our expectations for partners including suppliers	→ Employee Code of Conduct
	408-1	Operations and suppliers at significant risk for incidents of child labor	Our Product Stewardship and Sustainable Innovation Governance, Risk Management, and Performance Our Employees' Responsibility	→ Sustainability Report
GRI 409: Forced or Compulsory Labor (2016)	103	Management approach	Page 1	→ Supplier Code of Conduct
			Child and Forced Labor	→ Corteva Statement
			Page 8-11; see page 15 page for our expectations for partners including suppliers	→ Employee Code of Conduct
	409-1	Operations and suppliers at significant risk for incidents of forced or compulsory labor	Our Employees' Responsibility	→ Sustainability Report
GRI 412: Human Rights Assessment (2016)	103	Management approach	Our Employees' Responsibility	→ Sustainability Report
			Engaging With Communities	
			Corteva Board Committees	
			Human Capital Management	→ Proxy Statement
			Page 8-11; see page 15 page for our expectations for partners including suppliers	→ Employee Code of Conduct
			Supplier Code of Conduct	→ Supplier Code of Conduct
	412-2	Employee training on human rights policies or procedures	Our Employees' Responsibility	→ Sustainability Report
Engaging With Communities				
Page 29-30			→ Employee Code of Conduct	
413-1	Operations with local community engagement, impact assessments, and development programs	Engaging With Communities	→ Sustainability Report	

GRI content index continued

GRI standard	Disclosure number	Disclosure name	Section reference	Location
GRI 415: Public Policy (2016)	103	Management approach	Political Activities	→ Proxy Statement
			US Political Disclosures	→ Website
			Our Product Stewardship and Sustainable Innovation	→ Sustainability Report
			Governance, Risk Management, and Performance	
413-1	Political contributions	U.S. Political Disclosures	→ Website	
GRI 416: Customer Health & Safety (2016)	103	Management approach	Our Product Stewardship and Sustainable Innovation	→ Sustainability Report
			Governance, Risk Management, and Performance	
			Page 12, 18	→ Employee Code of Conduct
	416-1	Assessment of the health and safety impacts and services categories	Our Product Stewardship and Sustainable Innovation	→ Sustainability Report
			Governance, Risk Management, and Performance	
			Our Product Stewardship and Sustainable Innovation	→ Website
GRI 417: Marketing and Labeling (2016)	103	Management approach	Our Product Stewardship and Sustainable Innovation	→ Sustainability Report
			Governance, Risk Management, and Performance	
			Anti-counterfeiting and Brand Protection	→ Employee Code of Conduct
	417-1	Requirements for product and service information and labeling	Our Product Stewardship and Sustainable Innovation	→ Sustainability Report
			Governance, Risk Management, and Performance	
			Bringing transparency to regulatory safety data	→ Website
GRI 418: Customer Privacy (2016)	103	Management approach	Corteva Global Privacy Policy	→ Website
	418-1	Substantiated complaints concerning breaches of customer privacy and losses of customer data	Information Security & Privacy	→ Sustainability Report

SASB index

We report against the requirements of the SASB Chemicals Sustainability Standard (2018).

SASB Chemicals Sustainability Standard (2018) Code	Topic	Metric	Page of Reference/Response
RT-CH-110a.1	Greenhouse Gas Emissions	Gross global Scope 1 emissions, percentage covered under emissions-limiting regulations	→ GHG Emissions
RT-CH-110a.2	Greenhouse Gas Emissions	Discussion of long-term and short-term strategy or plan to manage Scope 1 emissions, emissions reduction targets, and an analysis of performance against those targets	→ Climate Strategy
RT-CH-120a.1	Air Quality	Air emissions of the following pollutants: (1) NOX (excluding N2O)	→ Air Emissions
RT-CH-120a.1	Air Quality	Air emissions of the following pollutants: (2) SOX	
RT-CH-120a.1	Air Quality	Air emissions of the following pollutants: (3) volatile organic compounds (VOCs)	
RT-CH-120a.1	Air Quality	Air emissions of the following pollutants: (4) hazardous air pollutants (HAPs)	
RT-CH-130a.1	Energy Management	(1) Total energy consumed	→ Energy Consumption
RT-CH-130a.1	Energy Management	(2) Percentage grid electricity,	
RT-CH-130a.1	Energy Management	(3) Percentage renewable	
RT-CH-130a.1	Energy Management	(4) Total self-generated energy	
RT-CH-140a.1	Water Management	(1) Total water withdrawn	→ Water Consumption
RT-CH-140a.1	Water Management	(2) Total water consumed	
RT-CH-140a.1	Water Management	Quantitative percentage of water withdrawn in regions with High or Extremely High Baseline Water Stress	
RT-CH-140a.1	Water Management	Quantitative percentage of water consumer in regions with High or Extremely High Baseline Water Stress	
RT-CH-140a.2	Water Management	Number of incidents of non-compliance associated with water quality permits, standards, and regulations	
RT-CH-140a.3	Water Management	Description of water management risks and discussion of Discussion and strategies and practices to mitigate those risks	
RT-CH-150a.1	Hazardous Waste Management	Amount of hazardous waste generated, percentage recycled	→ Waste Generation
RT-CH-210a.1	Community Relations	Discussion of engagement processes to manage risks and opportunities associated with community interests	→ Engaging with Communities
RT-CH-320a.1	Workforce Health & Safety	(1) Total recordable incident rate (TRIR)	→ Occupational Health and Safety
RT-CH-320a.1	Workforce Health & Safety	(2) fatality rate for (a) direct employees	
RT-CH-320a.1	Workforce Health & Safety	(2) fatality rate for (b) contract employees	
RT-CH-320a.2	Workforce Health & Safety	Description of efforts to assess, monitor, and reduce exposure of employees and contract workers to long-term (chronic) health risks	



SASB index continued

SASB Chemicals Sustainability Standard (2018) Code	Topic	Metric	Page of Reference/ Response
RT-CH-410a.1	Product Design for Use-phase Efficiency	Revenue from products designed for use-phase resource efficiency	→ Product Stewardship
RT-CH-410b.1	Safety & Environmental Stewardship of Chemicals	(1) Percentage of products that contain Globally Harmonized System of Classification and Labeling of Chemicals (GHS) Category 1 and 2 Health and Environmental Hazardous Substances	While we conduct hazard assessments on required products, the requested information is confidential.
RT-CH-410b.1	Safety & Environmental Stewardship of Chemicals	(2) percentage of such products that have undergone a hazard assessment	While we conduct hazard assessments on required products, the requested information is confidential.
RT-CH-410b.2	Safety & Environmental Stewardship of Chemicals	Discussion of strategy to (1) manage chemicals of concern	→ Product Stewardship
RT-CH-410c.1	Genetically Modified Organisms	Percentage of products by revenue that contain genetically modified organisms (GMOs)	For our stance on reporting the percentage of products by revenue containing GMOs, please refer to the 2023 Annual Report.
RT-CH-530a.1	Management of the Legal & Regulatory Environment	Discussion of corporate positions related to government regulations and/or policy proposals that address environmental and social factors affecting the industry	→ Political Giving & Public Policy
RT-CH-540a.1	Operational Safety, Emergency Preparedness & Response	Process Safety Incidents Count (PSIC)	→ Occupational Health and Safety
RT-CH-540a.1	Operational Safety, Emergency Preparedness & Response	Process Safety Total Incident Rate (PSTIR)	
RT-CH-540a.1	Operational Safety, Emergency Preparedness & Response	Process Safety Incident Severity Rate (PSISR)	
RT-CH-000.A	Production by reportable segment		The requested metric is not an accurate representation of our production in aggregate; our net sales can be found in our sustainability report .

Climate index

Topic	Recommended disclosure	Reference
1. Governance: Disclosure of the organization's governance and climate-related risks and opportunities.	Describe the Board's oversight of climate-related risks and opportunities.	→ Delivering sustainably innovation to the farmgate
	Describe management's role in assessing and managing climate-related risks and opportunities.	→ How we approach sustainable innovation → GHG emissions through Corteva's value chain → Climate & GHG emissions governance and risk oversight
2. Strategy: Disclosure of the actual and potential impacts of climate-related risks and opportunities on the organization's business, strategy, and financial planning where such information is material.	Describe the climate-related risks and opportunities the organization has identified over the short, medium, and long term.	→ Contributing to a climate-resilient future → Climate at a glance → Helping farmers reduce on-farm emissions
	Describe the impact of climate-related risks and opportunities on the organization's businesses, strategy, and financial planning.	→ Reducing operational emissions
	Describe the resilience of the organization's strategy, taking into consideration different climate related scenarios, including a 2 degree C or lower scenario.	
3. Risk management: Disclosure of how the organization identifies, assesses, and manages climate-related risks.	Describe the organization's processes for identifying and assessing climate-related risks.	→ Climate & GHG emissions governance and risk oversight
	Describe the organization's processes for managing climate-related risks.	
	Describe how processes for identifying, assessing, and managing climate-related risks are integrated into the organization's overall risk management.	
4. Metrics and targets: Disclosure of the metrics and targets used to assess and manage relevant climate-related risks and opportunities where such information is material.	Disclose the metrics used by the organization to assess climate-related risks and opportunities in line with its strategy and risk management process.	→ Our strategic focus areas → Progress toward our climate goal → Climate data
	Disclose Scope 1, Scope 2, and, if appropriate, Scope 3 GHG emissions, and the related risks.	
	Describe the targets used by the organization to manage climate-related risks and opportunities and performance against targets.	

Nature index

Topic	Recommended disclosure	Reference
1. Governance: Disclose the organization's governance of nature-related dependencies, impacts, and opportunities.	Describe the board's oversight of nature-related dependencies, impacts, and opportunities.	→ Sustainability governance
	Describe management's role in assessing and managing nature-related dependencies, impacts, and opportunities.	→ Nature in our value chain
	Describe the organization's human rights policies and engagement activities, and oversight by the board and management, with respect to indigenous peoples, local communities, affected, and other stakeholders, in the organization's assessment of, and response to, nature-related dependencies, impacts, and opportunities.	→ Water in our value-chain
2. Strategy: Disclose the effects of nature-related dependencies, impacts, and opportunities on the organization's business model, strategy and financial planning where such information is material.	Describe the nature-related dependencies, impacts, and opportunities the organization has identified over the short, medium, and long term.	→ Biodiversity strategy
	Describe the effect nature-related dependencies, impacts and opportunities have had on the organization's business model, value chain, strategy, and financial planning, as well as any transition plans or analysis in place.	→ Sustainable innovation strategy
	Describe the resilience of the organization's strategy to nature-related risks and opportunities, taking into consideration different scenarios.	→ Biodiversity, water, and nature
	Disclose the locations of assets and/or activities in the organization's direct operations and, where possible, upstream and downstream value chain(s) that meet the criteria for priority locations.	
3. Risk Management: Describe the processes used by the organization to identify, assess, prioritise and monitor nature-related dependencies, impacts, risks and opportunities.	Describe the organization's processes for identifying, assessing and prioritising nature-related dependencies, impacts, and opportunities in its direct operations.	→ Biodiversity, water, and nature
	Describe the organization's processes for identifying, assessing and prioritising nature-related dependencies, impacts and opportunities in its upstream and downstream value chain.	→ Materiality assessment
	Describe the organization's processes for managing nature-related dependencies, impacts, and opportunities.	→ Risk oversight
	Describe how processes for identifying, assessing, prioritising and monitoring nature-related risks are integrated into and inform the organization's overall risk management processes.	
4. Metrics and targets: Disclose the metrics and targets used to assess and manage material nature-related dependencies, impacts, and opportunities.	Disclose the metrics used by the organization to assess and manage material nature-related risks and opportunities in line with its strategy and risk management process.	→ Progress toward our biodiversity goal
	Disclose the metrics used by the organization to assess and manage dependencies and impacts on nature.	→ Climate data → Non-GHG air emissions data
	Describe the targets and goals used by the organization to manage nature-related dependencies, impacts and opportunities and its performance against these.	→ Water data → Waste data

UNGC communication on progress

Corteva endorses and actively upholds the principles outlined in the United Nations Global Compact.

The UN Global Compact is the largest international sustainability initiative, supporting companies to:

1. Do business responsibly by aligning their strategies and operations with Ten Principles on human rights, labor, environment, and anti-corruption; and
2. Take strategic actions to advance broader societal goals, such as the UN Sustainable Development Goals, with an emphasis on collaboration and innovation

UNGC Principle	Actions
Statement of support	
Statement by the chief executive expressing continued support for the Global Compact and renewing the participant's ongoing commitment to the initiative and its principles	→ Letter of Commitment
Actions and measurement	
Principle 1: Business should support and respect the protection of internationally proclaimed human rights	→ Code of Conduct → Supplier Code of Conduct
Principle 2: Make sure that they are not complicit in human rights abuses	→ 2023 Sustainability Report – Inclusion, diversity, & equity governance and risk oversight
Labor principles	
Principle 3 Business should uphold the freedom of association and the effective recognition of the right to collective bargaining	→ Child and Forced Labor → Sustainability and Innovation Committee Charter
Principle 4: The elimination of all forms of forced and compulsory labor	→ Corteva Employee Health and Wellness → 2023 Sustainability Report – Inclusion, diversity, & equity governance and risk oversight
Principle 5: The effective abolition of child labor	
Principle 6: The elimination of discrimination in respect of employment and occupation	

UNGC communication on progress continued

UNGC Principle	Actions
Environmental Principles	
Principle 7: Business should support a precautionary approach to environmental challenges	→ Code of Conduct → Supplier Code of Conduct → 2023 Sustainability Report – Product stewardship and sustainable innovation governance and risk oversight
Principle 8: Undertake initiatives to promote greater environmental responsibility	
Principle 9: Encourage the development and diffusion of environmentally friendly technologies	
Anti-corruption principles	
Principle 10: Business should work against corruption in all its forms, including extortion and bribery	→ Code of Conduct → Supplier Code of Conduct → 2023 Sustainability Report – Inclusion, diversity, & equity governance and risk oversight



Data

Climate

Scope 1 and 2 Emissions

Type	Description	2020	2023
Scope 1	Gross Scope 1 GHG emissions (MT CO ₂ e)	386,000	370,000
	Gases included in the calculation	CO ₂ , CH ₄ , N ₂ O, HFCs, PFCs, SF ₆ , and NF ₃	
	Base year	2020	
	Consolidation approach	Corteva's reporting excludes sites where we have less than 50% Operational Control, as these do not meet our definition of Operational Control. Corteva also excludes office buildings and warehouses (aside from our global business centers and dedicated warehouses) as these are deemed not to be material for our total GHG footprint.	
	Source of emissions factors and methodologies used	Since 2020, we've adopted the Greenhouse Gas Protocol: A Corporate Accounting and Reporting Standard (Revised Edition) or "GHG Protocol" to guide our emission data collection and calculation methodologies., U.S. EPA Emissions & Generation Resource Integrated Database, and U.S. EPA Mandatory Greenhouse Gas Reporting Rule. The GHG Protocol is our overarching framework for Scope 1, 2, and 3 data. Emission factors and CO ₂ -equivalent calculation methodologies have generally been derived from U.S. EPA Mandatory Greenhouse Gas Reporting Rule and the U.S. EPA Emissions & Generation Resource Integrated Database (eGRID).	
Scope 2	Gross Scope 2 GHG emissions (MT CO ₂ e)	609,000	561,000
	Gases included in the calculation	CO ₂ , CH ₄ , N ₂ O, HFCs, PFCs, SF ₆ , and NF ₃	
	Base year	2020	
	Consolidation approach	Corteva does not include sites that fall outside our definition of Operational Control, defined as sites over which Corteva has greater than 50% Operational Control. Corteva also excludes office buildings and warehouses (aside from our global business centers and dedicated warehouses) as these are deemed not to be material for our total GHG footprint.	
	Source of emissions factors and methodologies used	For Scope 2, we use a blended location-based and market-based methodology approach. Since 2020, we've adopted the Greenhouse Gas Protocol: A Corporate Accounting and Reporting Standard (Revised Edition) or "GHG Protocol" to guide our emission data collection and calculation methodologies. U.S. EPA Emissions & Generation Resource Integrated Database, and U.S. EPA Mandatory Greenhouse Gas Reporting Rule. The GHG Protocol is our overarching framework for Scope 1, 2 and 3 data. Emission factors and CO ₂ -equivalent calculation methodologies have generally been derived from U.S. EPA Mandatory Greenhouse Gas Reporting Rule and the U.S. EPA eGRID.	

Data continued

Scope 3 Emissions

Type	Description	2020	2023
Scope 3	Gross Scope 3 GHG emissions (MT CO ₂ e)	7,047,000	6,190,000
	Gases included in the calculation	CO ₂ , CH ₄ , N ₂ O	
	Base year	2020	
	Consolidation approach	Emissions are presented by Scope 3 Category in alignment with the GHG Protocol: Corporate Value Chain (Scope 3) Accounting and Reporting Standard. The emission sources included in Corteva's current Scope 3 GHG inventory include Categories 1, 2, 3, 4, 5, 6, 7, and 9.	

Greenhouse gas emissions data and net sales for the period ended December 31, 2023 utilized in the intensity calculation excludes the impact from the biologicals acquisitions.

Non-GHG Emissions

We continue to enhance reporting functionality to calculate direct air emissions, including nitrous and sulfur oxides, and volatile organic compounds from stationary combustion sources and regulatory permitted operations. Hazardous air pollutant (HAP) emissions are determined from global fuel combustion and process emissions at five U.S. Crop Protection Manufacturing locations. Current air emissions data presented in this report excludes the impact from the biologicals acquisitions.

Air Emissions	2022	2023
Direct Nitrous Oxides (NO _x)	548	517
Direct Sulfur Oxides (SO _x)	26	23
Direct Volatile Organic Compounds (VOCs)	327	324
Direct Hazardous Air Pollutants (HAPs)	62	39

Data continued

Water

Water Consumption	2022 Million gallons	2023 Million gallons
A: Withdrawal: Total municipal water supplies (or from other water utilities)	3,023	3,173
B: Withdrawal: Fresh surface water (lakes, rivers, etc.)	536	340
C: Withdrawal: Fresh groundwater	490	484
D: Withdrawal: Irrigation (From municipal, surface, and groundwater)	3,556	4,815
Water shipped offsite for treatment	293	210
Total withdrawals (A + B + C + D)	7,605	8,812
E. Total discharges	1,226	1,245
Total net freshwater consumption (A + B + C – E – water shipped offsite for treatment)	2,530	2,542
Withdrawals from areas with high and extreme water stress	611	962

Waste

	2023 Metric tons
Non-hazardous Waste	
Total waste recycled/reused	1,032,637
Total waste disposed	1,202,465
Waste landfilled	106,086
Waste incinerated with energy recovery	261,755
Waste incinerated without energy recovery	63,742
Waste otherwise disposed	10,383
Hazardous Waste	
Total hazardous waste recycled/reused	140,888
Total hazardous waste disposed	178,319
Hazardous waste incinerated with energy recovery	17,669
Hazardous waste incinerated without energy recovery	37,431
Hazardous waste landfilled	6,144
Hazardous waste with unknown disposal method	0

Current waste and water data presented in this report excludes the impact from the biologicals acquisitions.

Due to the implementation of enhanced data collection methods in 2023, the available waste data excludes sharing 2022 waste data.

Data continued

Workforce Demographics

	2021	2022	2023
Workforce Demographics*			
Total Employees, Global	21,000	21,000	22,500
% Employees by Location, Global			
North America	48%	49%	46%
Latin America	18%	18%	22%
EMEA	21%	20%	19%
Asia-Pacific	13%	13%	13%
% Female Employees by Level, Global			
Share of women in total workforce (as % of total workforce)	32%	33%	33%
Board of Directors	31%	31%	31%
Share of women in all management positions	29%	30%	31%
Share of women in junior management positions	29%	30%	31%
Share of women in top management positions	27%	33%	32%
Share of women in management positions in revenue-generating functions	20%	23%	23%
Entry-level	40%	41%	42%
% Employees by Age Group, Global			
15-30 Years	11%	13%	12%
30-50 Years	62%	63%	63%
50+ Years	25%	25%	25%
% Ethnic Diversity by Level, US Only**			
Board of Directors (exception, global)	15%	15%	15%
Executive	28%	24%	26%
Senior Management	19%	18%	17.5%
Professional/Management	16%	17%	18%
Entry-level	14%	16%	16%
Operations & Support	21%	22%	22%
Share of Race/Ethnicity & Nationality			
Asian	6.3%	6.2%	6.5%
Black or African-American	2.9%	3.2%	3.1%
Hispanic or Latino	6.7%	7.3%	7.4%
White	82.4%	81.4%	81.1%
Indigenous or Native	0.4%	0.4%	0.4%
Other: Native Hawaiian or other Pacific Islander, Native American, and Two or More Races	1.4%	1.5%	1.5%

* Total Employees includes Symborg and Stoller. All other workforce demographic data presented in this report excludes figures from Symborg and Stoller.

* Employees excludes contingent, temporary, seasonal, DuPont Capital Management, Fixed-term LSEs, long-term disability

** Ethnic Diversity is defined by the following parameters: Hispanic or Latino, Black or African American, Native Hawaiian or Other Pacific Islander, Asian, American Indian or Alaska Native, Two or More Races.

Data continued

Safety*

Safety Performance	Unit	2021	2022	2023
Work-related Fatalities – Employees	Number	0	0	1
Work-related Fatality Rate for Direct Employees	Fatalities per 100 employees	0	0	0.004
Work-related Fatalities – Contractor	Number	0	0	0
Work-related Fatality Rate for Contract Employees	Fatalities per 100 contractors	0	0	0
Lost-Time Injury Frequency Rate (LTIFR)	Lost time injuries per 100 workers	0.08	0.11	0.08
Process Safety Events: Tier 1	Number per million hours worked	0.00	0.05	0.03
Total Recordable Incidents Rate (TRIR)	Injuries per 100 employees	0.36	0.39	0.27
Process Safety Incidents Count (PSIC)	Number of tier 1 PSCE events	0	4	2
Process Safety Total Incidents Rate (PSTIR)	Tier 1 PSCE events per 200,000 hours worked	0.00	0.01	0.005
Process Safety Incident Severity Rate (PSISR)	L1/L21 events PSCE per 200,000 hours worked	0.026	0.020	0.008

Communities

Community Performance	2022	2023
Global cash and in-kind giving (product or services donations, projects/partnerships or similar)	\$10,000,000	\$10,000,000
Total employee volunteering hours	29,100 hrs	31,300 hrs
Employee volunteering during paid working hours	17,100 hrs	18,600 hrs

Political Contributions	2021	2022	2023
Lobbying, interest representation, or similar	\$2,692,000	\$2,140,000	\$2,424,000
Local, regional, or national political campaigns/organizations/candidates	\$144,000	\$82,000	\$53,000
Trade associations or tax-exempt groups (e.g. think tanks)	\$769,000	\$917,000	\$928,000
Other (e.g. spending related to ballot measures or referendums)	\$0	\$0	\$0
Total contributions and other spending	\$3,606,000	\$3,139,000	\$3,405,000

* Safety and communities data presented in this report excludes the impact from the biologicals acquisitions.

About this report

This report covers progress against our strategic sustainability commitments and targets during the 2023 fiscal year (ending 31 December 2023). It is structured by material issues identified through stakeholder consultation.

The document is informed by international best practice frameworks and standards, notably the GRI Standards, Sustainability Accounting Standards Board Standard for the Chemical Sector, the Task Force on Climate-related Financial Disclosures, and the UNGC Communication on Progress. The data and information cover the activities of Corteva globally, to the extent possible based on many factors such as enterprise systems or the practicality of capturing data. Where data is not available on a global basis or not provided for a selected entity, it is noted with the data presented. Additional activities related to sustainability topics that we consider “essential business practices” are discussed within this report where relevant.

SGS, an accredited third-party verifier, has conducted limited external assurance of select environmental and social metrics. A separate statement outlining the scope and results from this engagement is provided on our website. Third parties, including nonprofit partners, have compiled, evaluated, or verified certain additional reported data. If a restatement is required, it is explained and noted in text and footnotes in the sustainability report or related data tables. The 2023 sustainability report was published on April 4, 2024.

We welcome all feedback about this report and our wider approach:
sustainability@corteva.com.

Investors with questions regarding Corteva should contact our Investor Relations team at (302) 485-3400.

Forward-looking statements

This communication contains certain forward-looking statements within the meaning of Section 21E of the Securities Exchange Act of 1934, as amended, and Section 27A of the Securities Act of 1933, as amended, which are intended to be covered by the safe harbor provisions for forward-looking statements contained in the Private Securities Litigation Reform Act of 1995, and may be identified by their use of words like “targets”, “plans”, “expects”, “will”, “anticipates”, “believes”, “intends”, “projects”, “estimates”, or other words of similar meaning. All statements that address expectations or projections about the future, including statements about Corteva’s sustainability goals, emissions targets, inclusion and diversity representation goals, product development and innovations, regulatory approvals, and environmental matters, are forward-looking statements.

Forward-looking statements are based on certain assumptions and expectations of future events which may not be accurate or realized. Forward-looking statements also involve risks and uncertainties, many of which are beyond Corteva Agriscience’s control. While the list of factors presented below is considered representative, no such list should be considered to be a complete statement of all potential risks and uncertainties. Unlisted factors may present significant additional obstacles to the realization of forward-looking statements. Consequences of material differences in results as compared with those anticipated in the forward-looking statements could include, among other things, business disruption, operational problems, financial loss, legal liability to third parties and similar risks, any of which could have a material adverse effect on Corteva’s business, results of operations and financial condition.

Some of the important factors that could cause Corteva’s actual results to differ materially from those projected in any such forward-looking statements include: (i) failure to obtain or maintain the necessary regulatory approvals for some of Corteva’s products; (ii) failure to successfully develop and commercialize Corteva’s pipeline; (iii) effect of the degree of public understanding and acceptance or perceived public acceptance of Corteva’s biotechnology and other agricultural products; (iv) effect of changes in agricultural and related policies of governments and international organizations; (v) costs of complying with evolving regulatory requirements and the effect of actual or alleged violations of environmental laws or permit requirements; (vi) effect of climate and unpredictable seasonal and weather factors; (vii) failure to comply with competition and antitrust laws; (viii) effect of competition in Corteva’s industry; (ix) competitor’s establishment of an intermediary platform for distribution of Corteva’s products; (x) impact of Corteva’s dependence on third parties with respect to certain of its raw materials or licenses and commercialization; (xi) effect of volatility in Corteva’s input costs; (xii) risk related to geopolitical and military conflict; (xiii) risks related to environmental litigation and the indemnification obligations of legacy EIDP liabilities in connection with separation of Corteva; (xiv) risks related to Corteva’s global operations; (xv) failure to effectively manage acquisitions, divestitures, alliances, restructurings, cost savings initiatives, and other portfolio actions; (xvi) effect of industrial espionage and other disruptions to Corteva’s supply chain, information technology or network systems; (xvii) failure of Corteva’s customers to pay their debts to Corteva, including customer financing programs; (xviii) failure to raise capital through the capital markets or short-term borrowings on terms acceptable to Corteva; (xix) increases in pension and other postemployment benefit plan funding obligations; (xx) capital markets sentiment towards ESG matters; (xxi) risks related to pandemics or epidemics; (xxii) Corteva’s intellectual property rights or defend against intellectual property claims asserted by others; (xxiii) effect of counterfeit products; (xxiv) Corteva’s dependence on intellectual property cross-license agreements; and (xxv) other risks related to the Separation from DowDuPont.

Additionally, there may be other risks and uncertainties that Corteva is unable to currently identify or that Corteva does not currently expect to have a material impact on its business. Where, in any forward-looking statement or other estimate, an expectation or belief as to future results or events is expressed, such expectation or belief is based on the current plans and expectations of Corteva’s management and expressed in good faith and believed to have a reasonable basis, but there can be no assurance that the expectation or belief will result or be achieved or accomplished. Corteva disclaims and does not undertake any obligation to update or revise any forward-looking statement, except as required by applicable law. A detailed discussion of some of the significant risks and uncertainties that may cause results and events to differ materially from such forward-looking statements is included in the “Risk Factors” section of Corteva’s Annual Report on Form 10-K, as modified by subsequent Quarterly Reports on Forms 10-Q and Current Reports on Form 8-K, filed with the SEC.

Regulation G

This report includes information that does not conform to U.S. GAAP and are considered non-GAAP measures. These measures include operating EBITDA. Management uses these measures internally for planning and forecasting, including allocating resources and evaluating incentive compensation. Management believes that these non-GAAP measures best reflect the ongoing performance of the Company during the periods presented and provide more relevant and meaningful information to investors as they provide insight with respect to ongoing operating results of the Company and a more useful comparison of year-over-year results. These non-GAAP measures supplement the Company's U.S. GAAP disclosures and should not be viewed as an alternative to U.S. GAAP measures of performance. Furthermore, such non-GAAP measures may not be consistent with similar measures provided or used by other companies. Reconciliations for these non-GAAP measures to U.S. GAAP are provided below.

Non-GAAP calculation of Corteva operating EBITDA

	Twelve months ended December 31, 2023 (in millions)
Income (loss) from continuing operations, net of tax (GAAP)	\$941
Provision for (benefit from) income taxes on continuing operations	152
Income (loss) from continuing operations before income taxes (GAAP)	\$1,093
+ Depreciation and amortization	1,211
- Interest income	(283)
+ Interest expense	233
+/- Exchange (gains) losses	397
+/- Non-operating (benefits) costs	151
+/- Mark-to-market (gains) losses on certain foreign currency contracts not designated as hedges	-
+/- Significant items (benefit) charge	579
Corteva operating EBITDA (Non-GAAP)¹	\$3,381

¹ Operating EBITDA is defined as earnings (loss) (i.e., income (loss) from continuing operations before income taxes) before interest, depreciation, amortization, nonoperating benefits (costs), foreign exchange gains (losses), and net unrealized gain or loss from mark-to-market activity for certain foreign currency derivative instruments that do not qualify for hedge accounting, excluding the impact of significant items. Non-operating benefits (costs) consists of non-operating pension and OPEB credits (costs), tax indemnification adjustments, and environmental remediation and legal costs associated with legacy businesses and sites. Tax indemnification adjustments relate to changes in indemnification balances, as a result of the application of the terms of the Tax Matters Agreement, between Corteva and Dow and/or DuPont that are recorded by the company as pre-tax income or expense. Net unrealized gain or loss from mark-to-market activity for certain foreign currency derivative instruments that do not qualify for hedge accounting represents the non-cash net gain (loss) from changes in fair value of certain undesignated foreign currency derivative contracts. Upon settlement, which is within the same calendar year of execution of the contract, the realized gain (loss) from the changes in fair value of the non-qualified foreign currency derivative contracts will be reported in the relevant non-GAAP financial measures, allowing quarterly results to reflect the economic effects of the foreign currency derivative contracts without the resulting unrealized mark to fair value volatility.



Corteva, Inc.
Indianapolis, IN 46268, U.S.A.

TM Trademarks of Corteva Agriscience and its affiliated companies. © 2024 Corteva. The transgenic soybean event in Enlist E3® and Conkesta E3® soybeans is jointly developed and owned by Corteva Agriscience LLC and M.S. Technologies, L.L.C. The Enlist weed control system is owned and developed by Dow AgroSciences LLC. Enlist Duo and Enlist One herbicides are not registered for sale or use in all states or counties. Plenish® high oleic soybeans have an enhanced oil profile and are produced and channeled under contract to specific grain markets. Growers should refer to the Product Use Guide on www.corteva.us/resources/trait-stewardship.html for more information.

Contact your state pesticide regulatory agency to determine if a product is registered for sale or use in your area. Enlist Duo and Enlist One are the only 2,4-D products authorized for use with Enlist crops. Consult Enlist herbicide labels for weed species controlled. Always read and follow label directions. Pioneer brand products are provided subject to the terms and conditions of purchase which are part of the labeling and purchase document.

www.corteva.com